

# DAIMLER AG FUTURE (DAIP) - EUX/202504

2024/07/11 19:04:09

Price  
**65.9303** EUR

Difference  0.07% (0.05)

### General attributes

|               |                        |
|---------------|------------------------|
| Symbol        | DAIPJ25                |
| Exchange      | Eurex                  |
| Currency      | EUR                    |
| Security type | Future                 |
| Underlying    | MERCEDES-BENZ GROUP AG |
| Maturity      | 04-2025                |
| Contract size | 100                    |

### Market data

|                         |                        |
|-------------------------|------------------------|
| Bid (Bid size)          | - EUR (-)              |
| Ask (Ask size)          | - EUR (-)              |
| Open                    | 65.9303 EUR            |
| High                    | 65.9303 EUR            |
| Low                     | 65.9303 EUR            |
| Close (prev. day)       | 65.8852 EUR            |
| Underlying              | MERCEDES-BENZ GROUP AG |
| Underlying price (date) | 64.00 (24/07/11)       |
| Settlement price (date) | 65.93 (24/07/11)       |
| Open Interest           | 0                      |

### Performance and Risk

|             | 6m | 1Y | 3Y |
|-------------|----|----|----|
| Perf (%)    | -  | -  | -  |
| Perf (abs.) | -  | -  | -  |
| Beta        | -  | -  | -  |
| Volatility  | -  | -  | -  |

### Futures and Options

|                 |   |
|-----------------|---|
| Related Futures | - |
| Related Options | - |













Information about previous performance does not guarantee future performance.  
Source: FactSet

### Price data

|   |                 |
|---|-----------------|
| Ø price 5 days   Ø volume 5 days (pcs.)     | 66.3498 EUR (0) |
| Ø price 30 days   Ø volume 30 days (pcs.)   | 66.7537 EUR (0) |
| Ø price 100 days   Ø volume 100 days (pcs.) | - EUR (-)       |
| Ø price 250 days   Ø volume 250 days (pcs.) | - EUR (-)       |
| YTD High   date                             | - EUR (-)       |
| YTD Low   date                              | - EUR (-)       |
| 52 Weeks High   date                        | - EUR (-)       |
| 52 Weeks Low   date                         | - EUR (-)       |

### Recent Research

| on underlying | on sector   | on market             |   |
|---------------|---|-----------------------|---|
| Date          |   | Headline              | Download  |
| 2024/06/21    |  | Global Equity Ratings |  |
| 2024/06/14    |  | Global Equity Ratings |  |
| 2024/05/29    |  | Global Equity Ratings |  |
| 2024/04/26    |  | Global Equity Ratings |  |
| 2024/04/03    |  | Global Equity Ratings |  |