

AMS AG FUTURE (AMSF) - EUX/202504

2024/08/16 19:01:09

Price
1.0876 CHF

Difference  **-1.38% (-0.02)**

General attributes

Symbol	AMSFJ25
Exchange	Eurex
Currency	CHF
Security type	Future
Underlying	AMS-OSRAM AG
Maturity	04-2025
Contract size	100

Market data

Bid (Bid size)	- CHF (-)
Ask (Ask size)	- CHF (-)
Open	1.0876 CHF
High	1.0876 CHF
Low	1.0876 CHF
Close (prev. day)	1.1028 CHF
Underlying	AMS-OSRAM AG
Underlying price (date)	1.081 (24/08/16)
Settlement price (date)	1.09 (24/08/16)
Open Interest	0

Performance and Risk

	6m	1Y	3Y
Perf (%)	-	-	-
Perf (abs.)	-	-	-
Beta	-	-	-
Volatility	-	-	-

Futures and Options

Related Futures	-
Related Options	-







5Y

Information about previous performance does not guarantee future performance.
Source: FactSet

Price data

Ø price 5 days Ø volume 5 days (pcs.)	1.0490 CHF (0)
Ø price 30 days Ø volume 30 days (pcs.)	1.1813 CHF (0)
Ø price 100 days Ø volume 100 days (pcs.)	1.2175 CHF (0)
Ø price 250 days Ø volume 250 days (pcs.)	- CHF (-)
YTD High date	- CHF (-)
YTD Low date	- CHF (-)
52 Weeks High date	- CHF (-)
52 Weeks Low date	- CHF (-)

Recent Research

on sector		on market	
Date		Headline	Download
2024/08/16		Akiové trhy - denní zpráva	
2024/08/15		Akiové trhy - denní zpráva	
2024/08/14		Akiové trhy - denní zpráva	
2024/08/13		Akiové trhy - denní zpráva	
2024/08/12		Global Equity Ratings	