

ARGENX SE FUTURE (ARGF) - EUX/202504

2024/07/16 18:49:53

Price
443.6775 EUR

Difference  1.02% (4.49)

General attributes

Symbol	ARGFJ25
Exchange	Eurex
Currency	EUR
Security type	Future
Underlying	ARGENX SE
Maturity	04-2025
Contract size	100

Market data

Bid (Bid size)	- EUR (-)
Ask (Ask size)	- EUR (-)
Open	443.6775 EUR
High	443.6775 EUR
Low	443.6775 EUR
Close (prev. day)	439.1903 EUR
Underlying	ARGENX SE
Underlying price (date)	426.40 (24/07/17)
Settlement price (date)	443.68 (24/07/16)
Open Interest	0

Performance and Risk

	6m	1Y	3Y
Perf (%)	-	-	-
Perf (abs.)	-	-	-
Beta	-	-	-
Volatility	-	-	-

Futures and Options

Related Futures	-
Related Options	-

5Y










Information about previous performance does not guarantee future performance.
Source: FactSet

Price data

Ø price 5 days Ø volume 5 days (pcs.)	442.6845 EUR (0)
Ø price 30 days Ø volume 30 days (pcs.)	402.0863 EUR (0)
Ø price 100 days Ø volume 100 days (pcs.)	- EUR (-)
Ø price 250 days Ø volume 250 days (pcs.)	- EUR (-)
YTD High date	- EUR (-)
YTD Low date	- EUR (-)
52 Weeks High date	- EUR (-)
52 Weeks Low date	- EUR (-)

Recent Research

on sector		on market	
Date		Headline	Download
2024/07/12		Global Equity Ratings	
2024/06/21		Global Equity Ratings	
2024/06/14		Global Equity Ratings	
2024/05/29		Global Equity Ratings	
2024/04/26		Global Equity Ratings	