

## SIEMENS AG FUTURE (SIEH) - EUX/202504

2024/10/18 19:07:32

Price  
**184.5389** EURDifference  0.72% (1.32)

## General attributes

|               |            |
|---------------|------------|
| Symbol        | SIEHJ25    |
| Exchange      | Eurex      |
| Currency      | EUR        |
| Security type | Future     |
| Underlying    | SIEMENS AG |
| Maturity      | 04-2025    |
| Contract size | 100        |

## Market data

|                         |                   |
|-------------------------|-------------------|
| Bid (Bid size)          | - EUR (-)         |
| Ask (Ask size)          | - EUR (-)         |
| Open                    | 184.5389 EUR      |
| High                    | 184.5389 EUR      |
| Low                     | 184.5389 EUR      |
| Close (prev. day)       | 183.2229 EUR      |
| Underlying              | SIEMENS AG        |
| Underlying price (date) | 185.60 (24/10/18) |
| Settlement price (date) | 184.54 (24/10/18) |
| Open Interest           | 0                 |

## Performance and Risk

|             | 6m     | 1Y | 3Y |
|-------------|--------|----|----|
| Perf (%)    | +3.69% | -  | -  |
| Perf (abs.) | +6.56  | -  | -  |
| Beta        | -      | -  | -  |
| Volatility  | 26.79  | -  | -  |

## Futures and Options

|                 |   |
|-----------------|---|
| Related Futures | - |
| Related Options | - |

5Y













Information about previous performance does not guarantee future performance.  
Source: FactSet

## Price data

|   |                  |
|---|------------------|
| Ø price 5 days   Ø volume 5 days (pcs.)     | 182.7544 EUR (0) |
| Ø price 30 days   Ø volume 30 days (pcs.)   | 174.7206 EUR (0) |
| Ø price 100 days   Ø volume 100 days (pcs.) | 171.6310 EUR (0) |
| Ø price 250 days   Ø volume 250 days (pcs.) | - EUR (-)        |
| YTD High   date                             | - EUR (-)        |
| YTD Low   date                              | - EUR (-)        |
| 52 Weeks High   date                        | - EUR (-)        |
| 52 Weeks Low   date                         | - EUR (-)        |

## Recent Research

| on underlying | on sector   | on market             |   |
|---------------|---|-----------------------|---|
| Date          |   | Headline              | Download  |
| 2024/09/27    |  | Global Equity Ratings |  |
| 2024/09/11    |  | Global Equity Ratings |  |
| 2024/09/05    |  | Global Equity Ratings |  |
| 2024/08/12    |  | Global Equity Ratings |  |
| 2024/07/24    |  | Global Equity Ratings |  |