

SIEMENS AG FUTURE (SIEH) - EUX/202504

2024/09/17 18:46:14

Price
165.8867 EURDifference  2.21% (3.59)

General attributes

Symbol	SIEHJ25
Exchange	Eurex
Currency	EUR
Security type	Future
Underlying	SIEMENS AG
Maturity	04-2025
Contract size	100

Market data

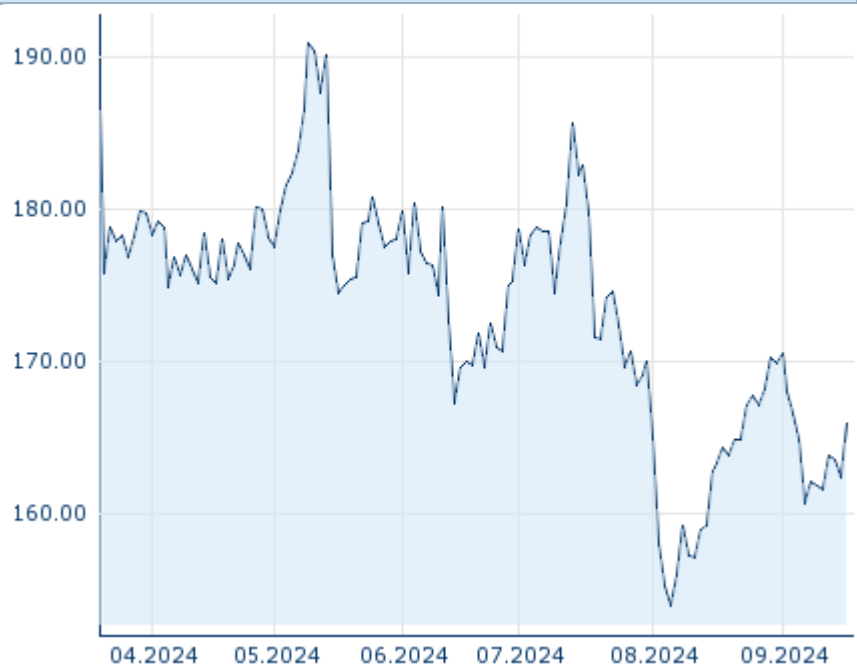
Bid (Bid size)	- EUR (-)
Ask (Ask size)	- EUR (-)
Open	165.8867 EUR
High	165.8867 EUR
Low	165.8867 EUR
Close (prev. day)	162.2935 EUR
Underlying	SIEMENS AG
Underlying price (date)	165.44 (24/09/18)
Settlement price (date)	165.89 (24/09/17)
Open Interest	0

Performance and Risk

	6m	1Y	3Y
Perf (%)	-	-	-
Perf (abs.)	-	-	-
Beta	-	-	-
Volatility	-	-	-

Futures and Options

Related Futures	-
Related Options	-












Information about previous performance does not guarantee future performance.
Source: FactSet

Price data

Ø price 5 days Ø volume 5 days (pcs.)	163.4144 EUR (0)
Ø price 30 days Ø volume 30 days (pcs.)	163.7416 EUR (0)
Ø price 100 days Ø volume 100 days (pcs.)	172.1924 EUR (0)
Ø price 250 days Ø volume 250 days (pcs.)	- EUR (-)
YTD High date	- EUR (-)
YTD Low date	- EUR (-)
52 Weeks High date	- EUR (-)
52 Weeks Low date	- EUR (-)

Recent Research

on underlying	on sector	on market		
Date			Headline	Download
2024/09/11			Global Equity Ratings	
2024/09/05			Global Equity Ratings	
2024/08/12			Global Equity Ratings	
2024/07/24			Global Equity Ratings	
2024/07/12			Global Equity Ratings	