

## SIEMENS AG FUTURE (SIEH) - EUX/202504

2024/06/28 18:41:05

Price  
175.1599 EURDifference  0.10% (0.17)

## General attributes

Symbol	SIEHJ25
Exchange	Eurex
Currency	EUR
Security type	Future
Underlying	SIEMENS AG
Maturity	04-2025
Contract size	100

## Market data

Bid (Bid size)	- EUR (-)
Ask (Ask size)	- EUR (-)
Open	175.1599 EUR
High	175.1599 EUR
Low	175.1599 EUR
Close (prev. day)	174.9917 EUR
Underlying	SIEMENS AG
Underlying price (date)	173.72 (24/06/28)
Settlement price (date)	175.16 (24/06/28)
Open Interest	0

## Performance and Risk

	6m	1Y	3Y
Perf (%)	-	-	-
Perf (abs.)	-	-	-
Beta	-	-	-
Volatility	-	-	-

## Futures and Options

Related Futures	-
Related Options	-











Information about previous performance does not guarantee future performance.  
Source: FactSet

## Price data

Ø price 5 days   Ø volume 5 days (pcs.)	172.8218 EUR (0)
Ø price 30 days   Ø volume 30 days (pcs.)	175.0570 EUR (0)
Ø price 100 days   Ø volume 100 days (pcs.)	- EUR (-)
Ø price 250 days   Ø volume 250 days (pcs.)	- EUR (-)
YTD High   date	- EUR (-)
YTD Low   date	- EUR (-)
52 Weeks High   date	- EUR (-)
52 Weeks Low   date	- EUR (-)

## Recent Research

on underlying	on sector	on market		
Date			Headline	Download
2024/06/21			Global Equity Ratings	
2024/06/14			Global Equity Ratings	
2024/05/29			Global Equity Ratings	
2024/04/26			Global Equity Ratings	
2024/04/03			Global Equity Ratings	