

ORANGE S.A. FUTURE (FTEG) - EUX/202504

2024/05/10 18:29:19

Price
10.304 EUR

Difference  0.00% (0.00)

General attributes

Symbol FTEGJ25
Exchange Eurex
Currency EUR
Security type Future
Underlying ORANGE SA
Maturity 04-2025
Contract size 100

Market data

Bid (Bid size) - EUR (-)
Ask (Ask size) - EUR (-)
Open 10.304 EUR
High 10.304 EUR
Low 10.304 EUR
Close (prev. day) 10.304 EUR
Underlying ORANGE SA
Underlying price (date) 10.575 (24/05/10)
Settlement price (date) 10.30 (24/05/10)
Open Interest 0

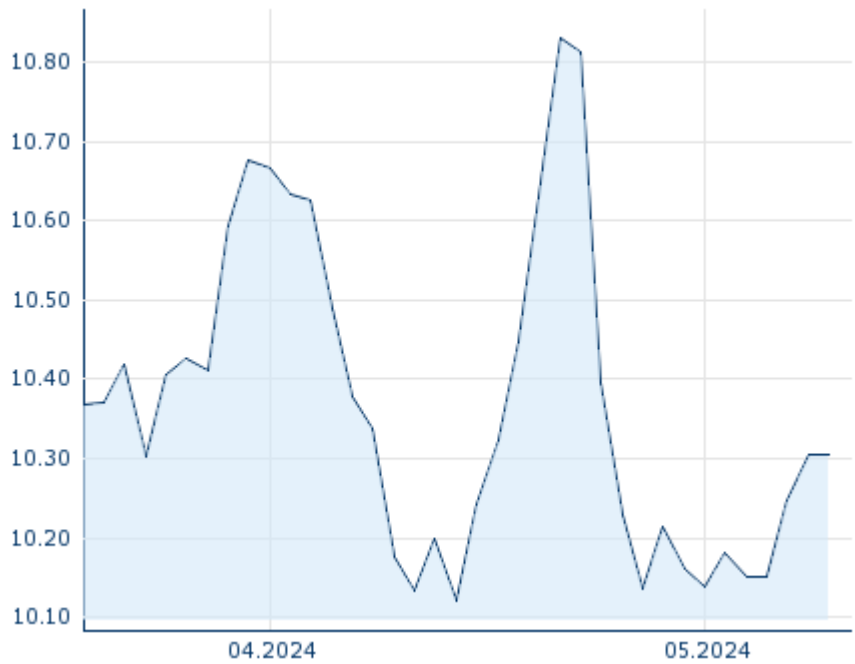
Performance and Risk

	6m	1Y	3Y
Perf (%)	-	-	-
Perf (abs.)	-	-	-
Beta	-	-	-
Volatility	-	-	-

Futures and Options

Related Futures -
Related Options -

5Y








Information about previous performance does not guarantee future performance.
 Source: FactSet

Price data

Ø price 5 days Ø volume 5 days (pcs.)	10.232 EUR (0)
Ø price 30 days Ø volume 30 days (pcs.)	10.364 EUR (0)
Ø price 100 days Ø volume 100 days (pcs.)	- EUR (-)
Ø price 250 days Ø volume 250 days (pcs.)	- EUR (-)
YTD High date	- EUR (-)
YTD Low date	- EUR (-)
52 Weeks High date	- EUR (-)
52 Weeks Low date	- EUR (-)

Recent Research

on sector		on market	
Date		Headline	Download
2024/04/26		Global Equity Ratings	
2024/04/03		Global Equity Ratings	
2024/03/13		Global Equity Ratings	
2024/02/22		Global Equity Ratings	
2024/02/14		Global Equity Ratings	