

# AMERICAN AIRLINES GROUP INC. FUTURE (ALFF) - EUX/202504

2024/05/17 19:04:42

Price  
**15.4931** USD

Difference  0.98% (0.15)

### General attributes

Symbol	ALFFJ25
Exchange	Eurex
Currency	USD
Security type	Future
Underlying	AMERICAN AIRLINES GROUP INC.
Maturity	04-2025
Contract size	100

### Market data

Bid (Bid size)	- USD (-)
Ask (Ask size)	- USD (-)
Open	15.4931 USD
High	15.4931 USD
Low	15.4931 USD
Close (prev. day)	15.3422 USD
Underlying	AMERICAN AIRLINES GROUP INC.
Underlying price (date)	14.735 (24/05/17)
Settlement price (date)	15.49 (24/05/17)
Open Interest	0

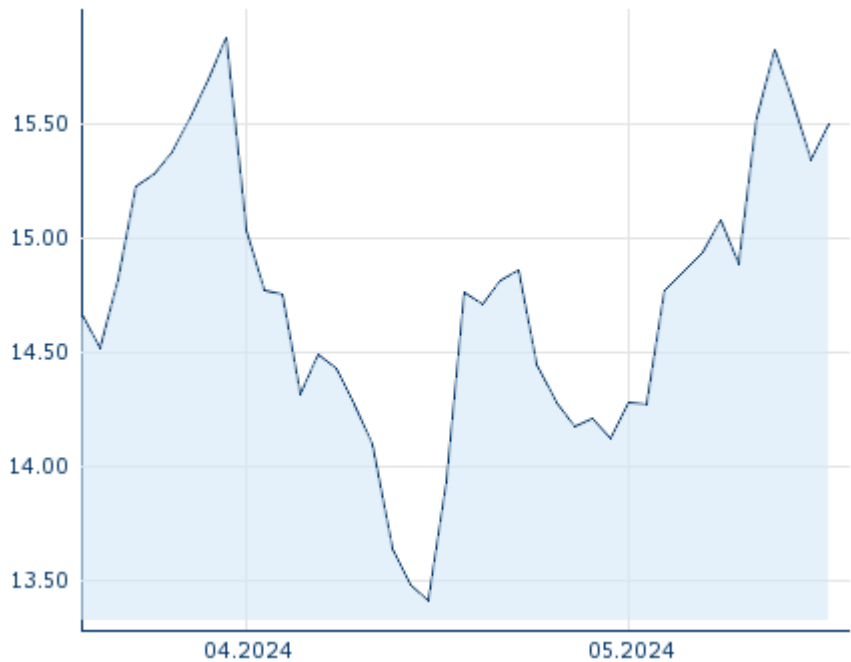
### Performance and Risk

	6m	1Y	3Y
Perf (%)	-	-	-
Perf (abs.)	-	-	-
Beta	-	-	-
Volatility	-	-	-

### Futures and Options

Related Futures	-
Related Options	-

5Y












Information about previous performance does not guarantee future performance.  
Source: FactSet

### Price data

Ø price 5 days   Ø volume 5 days (pcs.)	15.5526 USD (0)
Ø price 30 days   Ø volume 30 days (pcs.)	14.5777 USD (0)
Ø price 100 days   Ø volume 100 days (pcs.)	- USD (-)
Ø price 250 days   Ø volume 250 days (pcs.)	- USD (-)
YTD High   date	- USD (-)
YTD Low   date	- USD (-)
52 Weeks High   date	- USD (-)
52 Weeks Low   date	- USD (-)

### Recent Research

on sector		on market	
Date		Headline	Download
2024/04/26		Global Equity Ratings	
2024/04/03		Global Equity Ratings	
2024/03/13		Global Equity Ratings	
2024/02/22		Global Equity Ratings	
2024/02/14		Global Equity Ratings	