

E.ON SE FUTURE (EOAI) - EUX/202504

2024/05/20 19:00:31

Price
13.0957 EURDifference  -0.27% (-0.04)

General attributes

| | |
|---------------|---------|
| Symbol | EOAIJ25 |
| Exchange | Eurex |
| Currency | EUR |
| Security type | Future |
| Underlying | E.ON SE |
| Maturity | 04-2025 |
| Contract size | 100 |

Market data

| | |
|-------------------------|-------------------|
| Bid (Bid size) | - EUR (-) |
| Ask (Ask size) | - EUR (-) |
| Open | 13.0957 EUR |
| High | 13.0957 EUR |
| Low | 13.0957 EUR |
| Close (prev. day) | 13.131 EUR |
| Underlying | E.ON SE |
| Underlying price (date) | 12.615 (24/05/21) |
| Settlement price (date) | 13.10 (24/05/20) |
| Open Interest | 0 |

Performance and Risk

| | 6m | 1Y | 3Y |
|-------------|----|----|----|
| Perf (%) | - | - | - |
| Perf (abs.) | - | - | - |
| Beta | - | - | - |
| Volatility | - | - | - |

Futures and Options

| | |
|-----------------|---|
| Related Futures | - |
| Related Options | - |












Information about previous performance does not guarantee future performance.
Source: FactSet

Price data

| | |
|---|-----------------|
| Ø price 5 days Ø volume 5 days (pcs.) | 13.1927 EUR (0) |
| Ø price 30 days Ø volume 30 days (pcs.) | 12.6687 EUR (0) |
| Ø price 100 days Ø volume 100 days (pcs.) | - EUR (-) |
| Ø price 250 days Ø volume 250 days (pcs.) | - EUR (-) |
| YTD High date | - EUR (-) |
| YTD Low date | - EUR (-) |
| 52 Weeks High date | - EUR (-) |
| 52 Weeks Low date | - EUR (-) |

Recent Research

| on underlying | on sector | on market | |
|---------------|---|-----------------------|---|
| Date | | Headline | Download |
| 2022/12/19 |  | Global Equity Ratings |  |
| 2022/11/28 |  | Global Equity Ratings |  |
| 2022/11/18 |  | Global Equity Ratings |  |
| 2022/10/31 |  | Global Equity Ratings |  |
| 2022/10/05 |  | Global Equity Ratings |  |