

NORFOLK SOUTHERN CORP. FUTURE (NSCF) - EUX/202504

2024/08/16 19:01:45

Price
245.6799 USD

Difference  -0.73% (-1.79)

General attributes

Symbol	NSCFJ25
Exchange	Eurex
Currency	USD
Security type	Future
Underlying	NORFOLK SOUTHERN CORP
Maturity	04-2025
Contract size	100

Market data

Bid (Bid size)	- USD (-)
Ask (Ask size)	- USD (-)
Open	245.6799 USD
High	245.6799 USD
Low	245.6799 USD
Close (prev. day)	247.4742 USD
Underlying	NORFOLK SOUTHERN CORP
Underlying price (date)	240.44 (24/08/16)
Settlement price (date)	245.68 (24/08/16)
Open Interest	0

Performance and Risk

	6m	1Y	3Y
Perf (%)	-	-	-
Perf (abs.)	-	-	-
Beta	-	-	-
Volatility	-	-	-

Futures and Options

Related Futures	-
Related Options	-













Information about previous performance does not guarantee future performance.
Source: FactSet

Price data

Ø price 5 days Ø volume 5 days (pcs.)	244.7240 USD (0)
Ø price 30 days Ø volume 30 days (pcs.)	239.2753 USD (0)
Ø price 100 days Ø volume 100 days (pcs.)	238.4026 USD (0)
Ø price 250 days Ø volume 250 days (pcs.)	- USD (-)
YTD High date	- USD (-)
YTD Low date	- USD (-)
52 Weeks High date	- USD (-)
52 Weeks Low date	- USD (-)

Recent Research

on sector		on market	
Date		Headline	Download
2024/08/12		Global Equity Ratings	
2024/07/24		Global Equity Ratings	
2024/07/12		Global Equity Ratings	
2024/06/21		Global Equity Ratings	
2024/06/14		Global Equity Ratings	

5Y