

# EIFFAGE S.A. FUTURE (EF3G) - EUX/202504

2024/09/02 18:39:50

Price  
**97.2212** EUR

Difference  0.27% (0.26)

### General attributes

Symbol	EF3GJ25
Exchange	Eurex
Currency	EUR
Security type	Future
Underlying	EIFFAGE S.A.
Maturity	04-2025
Contract size	100

### Market data

Bid (Bid size)	- EUR (-)
Ask (Ask size)	- EUR (-)
Open	97.2212 EUR
High	97.2212 EUR
Low	97.2212 EUR
Close (prev. day)	96.9595 EUR
Underlying	EIFFAGE S.A.
Underlying price (date)	94.66 (24/09/03)
Settlement price (date)	97.22 (24/09/02)
Open Interest	0

### Performance and Risk

	6m	1Y	3Y
Perf (%)	-	-	-
Perf (abs.)	-	-	-
Beta	-	-	-
Volatility	-	-	-

### Futures and Options

Related Futures	-
Related Options	-











Information about previous performance does not guarantee future performance.  
Source: FactSet

### Price data

Ø price 5 days   Ø volume 5 days (pcs.)	96.7551 EUR (0)
Ø price 30 days   Ø volume 30 days (pcs.)	94.1738 EUR (0)
Ø price 100 days   Ø volume 100 days (pcs.)	97.3059 EUR (0)
Ø price 250 days   Ø volume 250 days (pcs.)	- EUR (-)
YTD High   date	- EUR (-)
YTD Low   date	- EUR (-)
52 Weeks High   date	- EUR (-)
52 Weeks Low   date	- EUR (-)

### Recent Research

on sector		on market	
Date		Headline	Download
2024/08/12		Global Equity Ratings	
2024/07/24		Global Equity Ratings	
2024/07/12		Global Equity Ratings	
2024/06/21		Global Equity Ratings	
2024/06/14		Global Equity Ratings	