

GEBERIT AG FUTURE (GBRI) - EUX/202504

2024/05/10 18:29:20

Price
557.3063 CHF

Difference  0.19% (1.07)

General attributes

| | |
|---------------|------------|
| Symbol | GBRIJ25 |
| Exchange | Eurex |
| Currency | CHF |
| Security type | Future |
| Underlying | GEBERIT AG |
| Maturity | 04-2025 |
| Contract size | 100 |

Market data

| | |
|-------------------------|-------------------|
| Bid (Bid size) | - CHF (-) |
| Ask (Ask size) | - CHF (-) |
| Open | 557.3063 CHF |
| High | 557.3063 CHF |
| Low | 557.3063 CHF |
| Close (prev. day) | 556.2354 CHF |
| Underlying | GEBERIT AG |
| Underlying price (date) | 550.60 (24/05/10) |
| Settlement price (date) | 557.31 (24/05/10) |
| Open Interest | 0 |

Performance and Risk

| | 6m | 1Y | 3Y |
|-------------|----|----|----|
| Perf (%) | - | - | - |
| Perf (abs.) | - | - | - |
| Beta | - | - | - |
| Volatility | - | - | - |

Futures and Options

| | |
|-----------------|---|
| Related Futures | - |
| Related Options | - |












5Y

Information about previous performance does not guarantee future performance.
Source: FactSet

Price data

| | |
|---|------------------|
| Ø price 5 days Ø volume 5 days (pcs.) | 547.3923 CHF (0) |
| Ø price 30 days Ø volume 30 days (pcs.) | 512.8729 CHF (0) |
| Ø price 100 days Ø volume 100 days (pcs.) | - CHF (-) |
| Ø price 250 days Ø volume 250 days (pcs.) | - CHF (-) |
| YTD High date | - CHF (-) |
| YTD Low date | - CHF (-) |
| 52 Weeks High date | - CHF (-) |
| 52 Weeks Low date | - CHF (-) |

Recent Research

| on underlying | on sector | on market | |
|---------------|---|-----------------------|---|
| Date | | Headline | Download |
| 2022/12/19 |  | Global Equity Ratings |  |
| 2022/11/28 |  | Global Equity Ratings |  |
| 2022/11/18 |  | Global Equity Ratings |  |
| 2022/10/31 |  | Global Equity Ratings |  |
| 2022/10/05 |  | Global Equity Ratings |  |