

ROYAL CARRIBEAN CRUISES GROUP FUTURE (RCLF) - EUX/202504

2024/07/17 18:46:10

Price
172.4793 USD

Difference  -2.37% (-4.19)

General attributes

Symbol	RCLFJ25
Exchange	Eurex
Currency	USD
Security type	Future
Underlying	ROYAL CARIBBEAN CRUISES LTD
Maturity	04-2025
Contract size	100

Market data

Bid (Bid size)	- USD (-)
Ask (Ask size)	- USD (-)
Open	172.4793 USD
High	172.4793 USD
Low	172.4793 USD
Close (prev. day)	176.6721 USD
Underlying	ROYAL CARIBBEAN CRUISES LTD
Underlying price (date)	164.46 (24/07/17)
Settlement price (date)	172.48 (24/07/17)
Open Interest	0

Performance and Risk

	6m	1Y	3Y
Perf (%)	-	-	-
Perf (abs.)	-	-	-
Beta	-	-	-
Volatility	-	-	-

Futures and Options

Related Futures	-
Related Options	-








Information about previous performance does not guarantee future performance.
Source: FactSet

Price data

Ø price 5 days Ø volume 5 days (pcs.)	171.9588 USD (0)
Ø price 30 days Ø volume 30 days (pcs.)	162.6964 USD (0)
Ø price 100 days Ø volume 100 days (pcs.)	- USD (-)
Ø price 250 days Ø volume 250 days (pcs.)	- USD (-)
YTD High date	- USD (-)
YTD Low date	- USD (-)
52 Weeks High date	- USD (-)
52 Weeks Low date	- USD (-)

Recent Research

on sector		on market	
Date		Headline	Download
2024/07/12		Global Equity Ratings	
2024/06/21		Global Equity Ratings	
2024/06/14		Global Equity Ratings	
2024/05/29		Global Equity Ratings	
2024/04/26		Global Equity Ratings	