


VISA INC. FUTURE (VISG) - EUX/202504

2024/09/18 18:41:41

Price
296.4607 USD

Difference  **-0.99% (-2.97)**

General attributes

Symbol	VISGJ25
Exchange	Eurex
Currency	USD
Security type	Future
Underlying	VISA INC.
Maturity	04-2025
Contract size	100

Market data

Bid (Bid size)	- USD (-)
Ask (Ask size)	- USD (-)
Open	296.4607 USD
High	296.4607 USD
Low	296.4607 USD
Close (prev. day)	299.4262 USD
Underlying	VISA INC.
Underlying price (date)	290.30 (24/09/18)
Settlement price (date)	296.46 (24/09/18)
Open Interest	0

Performance and Risk

	6m	1Y	3Y
Perf (%)	-	-	-
Perf (abs.)	-	-	-
Beta	-	-	-
Volatility	-	-	-

Futures and Options

Related Futures	-
Related Options	-





Information about previous performance does not guarantee future performance.
 Source: FactSet

Price data

Ø price 5 days Ø volume 5 days (pcs.)	293.5201 USD (0)
Ø price 30 days Ø volume 30 days (pcs.)	280.1971 USD (0)
Ø price 100 days Ø volume 100 days (pcs.)	280.7209 USD (0)
Ø price 250 days Ø volume 250 days (pcs.)	- USD (-)
YTD High date	- USD (-)
YTD Low date	- USD (-)
52 Weeks High date	- USD (-)
52 Weeks Low date	- USD (-)

Recent Research

on underlying	on sector	on market		
Date			Headline	Download
2024/09/11			Global Equity Ratings	
2024/09/05			Global Equity Ratings	
2024/08/12			Global Equity Ratings	
2024/07/24			Global Equity Ratings	
2024/07/12			Global Equity Ratings	