

OCI N.V. FUTURE (OICG) - EUX/202504

2024/08/15 18:48:24

Price
27.1355 EUR

Difference  1.21% (0.33)

General attributes

Symbol	OICGJ25
Exchange	Eurex
Currency	EUR
Security type	Future
Underlying	OCI N.V.
Maturity	04-2025
Contract size	100

Market data

Bid (Bid size)	- EUR (-)
Ask (Ask size)	- EUR (-)
Open	27.1355 EUR
High	27.1355 EUR
Low	27.1355 EUR
Close (prev. day)	26.81 EUR
Underlying	OCI N.V.
Underlying price (date)	26.26 (24/08/16)
Settlement price (date)	27.14 (24/08/15)
Open Interest	0

Performance and Risk

	6m	1Y	3Y
Perf (%)	-	-	-
Perf (abs.)	-	-	-
Beta	-	-	-
Volatility	-	-	-

Futures and Options

Related Futures	-
Related Options	-

5Y












Information about previous performance does not guarantee future performance.
Source: FactSet

Price data

Ø price 5 days Ø volume 5 days (pcs.)	27.0180 EUR (0)
Ø price 30 days Ø volume 30 days (pcs.)	24.3782 EUR (0)
Ø price 100 days Ø volume 100 days (pcs.)	25.1469 EUR (0)
Ø price 250 days Ø volume 250 days (pcs.)	- EUR (-)
YTD High date	- EUR (-)
YTD Low date	- EUR (-)
52 Weeks High date	- EUR (-)
52 Weeks Low date	- EUR (-)

Recent Research

on sector		on market	
Date		Headline	Download
2024/08/12		Global Equity Ratings	
2024/07/24		Global Equity Ratings	
2024/07/12		Global Equity Ratings	
2024/06/21		Global Equity Ratings	
2024/06/14		Global Equity Ratings	