

# TEMENOS AG FUTURE (TEMF) - EUX/202504

2024/07/18 18:34:42

Price  
**66.3853** CHF

Difference  0.54% (0.36)

### General attributes

Symbol	TEMFJ25
Exchange	Eurex
Currency	CHF
Security type	Future
Underlying	TEMENOS GROUP AG
Maturity	04-2025
Contract size	100

### Market data

Bid (Bid size)	- CHF (-)
Ask (Ask size)	- CHF (-)
Open	66.3853 CHF
High	66.3853 CHF
Low	66.3853 CHF
Close (prev. day)	66.029 CHF
Underlying	TEMENOS GROUP AG
Underlying price (date)	65.85 (24/07/18)
Settlement price (date)	66.39 (24/07/18)
Open Interest	0

### Performance and Risk

	6m	1Y	3Y
Perf (%)	-	-	-
Perf (abs.)	-	-	-
Beta	-	-	-
Volatility	-	-	-

### Futures and Options

Related Futures	-
Related Options	-

5Y








Information about previous performance does not guarantee future performance.  
Source: FactSet

### Price data

Ø price 5 days   Ø volume 5 days (pcs.)	65.8207 CHF (0)
Ø price 30 days   Ø volume 30 days (pcs.)	62.8872 CHF (0)
Ø price 100 days   Ø volume 100 days (pcs.)	- CHF (-)
Ø price 250 days   Ø volume 250 days (pcs.)	- CHF (-)
YTD High   date	- CHF (-)
YTD Low   date	- CHF (-)
52 Weeks High   date	- CHF (-)
52 Weeks Low   date	- CHF (-)

### Recent Research

Date	on sector	on market	Headline	Download
2024/07/18			Akciové trhy - denní zpráva	
2024/07/17			Akciové trhy - denní zpráva	
2024/07/16			Akciové trhy - denní zpráva	
2024/07/15			Akciové trhy - denní zpráva	
2024/07/12			Global Equity Ratings	