

JCDECAUX S.A. FUTURE (DCSG) - EUX/202504

2024/07/16 18:50:08

Price
20.9637 EUR

Difference  1.28% (0.27)

General attributes

Symbol	DCSGJ25
Exchange	Eurex
Currency	EUR
Security type	Future
Underlying	JCDECAUX SA
Maturity	04-2025
Contract size	100

Market data

Bid (Bid size)	- EUR (-)
Ask (Ask size)	- EUR (-)
Open	20.9637 EUR
High	20.9637 EUR
Low	20.9637 EUR
Close (prev. day)	20.6981 EUR
Underlying	JCDECAUX SA
Underlying price (date)	20.36 (24/07/16)
Settlement price (date)	20.96 (24/07/16)
Open Interest	0

Performance and Risk

	6m	1Y	3Y
Perf (%)	-	-	-
Perf (abs.)	-	-	-
Beta	-	-	-
Volatility	-	-	-

Futures and Options

Related Futures	-
Related Options	-












5Y

Information about previous performance does not guarantee future performance.
Source: FactSet

Price data

Ø price 5 days Ø volume 5 days (pcs.)	20.7920 EUR (0)
Ø price 30 days Ø volume 30 days (pcs.)	20.4041 EUR (0)
Ø price 100 days Ø volume 100 days (pcs.)	- EUR (-)
Ø price 250 days Ø volume 250 days (pcs.)	- EUR (-)
YTD High date	- EUR (-)
YTD Low date	- EUR (-)
52 Weeks High date	- EUR (-)
52 Weeks Low date	- EUR (-)

Recent Research

on sector		on market	
Date		Headline	Download
2024/07/12		Global Equity Ratings	
2024/06/21		Global Equity Ratings	
2024/06/14		Global Equity Ratings	
2024/05/29		Global Equity Ratings	
2024/04/26		Global Equity Ratings	