

# LAS VEGAS SANDS CORP. FUTURE (LVSF) - EUX/202504

2024/10/18 19:07:18

Price  
**52.2127** USD

Difference  1.02% (0.53)

### General attributes

|               |                      |
|---------------|----------------------|
| Symbol        | LVSFJ25              |
| Exchange      | Eurex                |
| Currency      | USD                  |
| Security type | Future               |
| Underlying    | LAS VEGAS SANDS CORP |
| Maturity      | 04-2025              |
| Contract size | 100                  |

### Market data

|                         |                      |
|-------------------------|----------------------|
| Bid (Bid size)          | - USD (-)            |
| Ask (Ask size)          | - USD (-)            |
| Open                    | 52.2127 USD          |
| High                    | 52.2127 USD          |
| Low                     | 52.2127 USD          |
| Close (prev. day)       | 51.6873 USD          |
| Underlying              | LAS VEGAS SANDS CORP |
| Underlying price (date) | 51.55 (24/10/18)     |
| Settlement price (date) | 52.21 (24/10/18)     |
| Open Interest           | 0                    |

### Performance and Risk

|             | 6m     | 1Y | 3Y |
|-------------|--------|----|----|
| Perf (%)    | +7.16% | -  | -  |
| Perf (abs.) | +3.49  | -  | -  |
| Beta        | -      | -  | -  |
| Volatility  | 28.00  | -  | -  |

### Futures and Options

|                 |   |
|-----------------|---|
| Related Futures | - |
| Related Options | - |

5Y













Information about previous performance does not guarantee future performance.  
Source: FactSet

### Price data

|   |                 |
|---|-----------------|
| Ø price 5 days   Ø volume 5 days (pcs.)     | 52.3158 USD (0) |
| Ø price 30 days   Ø volume 30 days (pcs.)   | 47.8343 USD (0) |
| Ø price 100 days   Ø volume 100 days (pcs.) | 44.1143 USD (0) |
| Ø price 250 days   Ø volume 250 days (pcs.) | - USD (-)       |
| YTD High   date                             | - USD (-)       |
| YTD Low   date                              | - USD (-)       |
| 52 Weeks High   date                        | - USD (-)       |
| 52 Weeks Low   date                         | - USD (-)       |

### Recent Research

| on sector  |   | on market             |   |
|------------|---|-----------------------|---|
| Date       |   | Headline              | Download  |
| 2024/09/27 |  | Global Equity Ratings |  |
| 2024/09/11 |  | Global Equity Ratings |  |
| 2024/09/05 |  | Global Equity Ratings |  |
| 2024/08/12 |  | Global Equity Ratings |  |
| 2024/07/24 |  | Global Equity Ratings |  |