

AMADEUS IT GROUP S.A. FUTURE (AI3F) - EUX/202504

2024/05/22 18:35:50

Price
66.9731 EUR

Difference  **-0.98% (-0.66)**

General attributes

Symbol	AI3FJ25
Exchange	Eurex
Currency	EUR
Security type	Future
Underlying	AMADEUS IT GROUP SA
Maturity	04-2025
Contract size	100

Market data

Bid (Bid size)	- EUR (-)
Ask (Ask size)	- EUR (-)
Open	66.9731 EUR
High	66.9731 EUR
Low	66.9731 EUR
Close (prev. day)	67.6338 EUR
Underlying	AMADEUS IT GROUP SA
Underlying price (date)	65.40 (24/05/22)
Settlement price (date)	66.97 (24/05/22)
Open Interest	0

Performance and Risk

	6m	1Y	3Y
Perf (%)	-	-	-
Perf (abs.)	-	-	-
Beta	-	-	-
Volatility	-	-	-

Futures and Options

Related Futures	-
Related Options	-












Information about previous performance does not guarantee future performance.
Source: FactSet

Price data

Ø price 5 days Ø volume 5 days (pcs.)	67.1972 EUR (0)
Ø price 30 days Ø volume 30 days (pcs.)	61.8126 EUR (0)
Ø price 100 days Ø volume 100 days (pcs.)	- EUR (-)
Ø price 250 days Ø volume 250 days (pcs.)	- EUR (-)
YTD High date	- EUR (-)
YTD Low date	- EUR (-)
52 Weeks High date	- EUR (-)
52 Weeks Low date	- EUR (-)

Recent Research

on underlying	on sector	on market	
Date		Headline	Download
2023/10/27		Global Equity Ratings	
2023/09/29		Global Equity Ratings	
2023/09/08		Global Equity Ratings	
2023/08/22		Global Equity Ratings	
2023/08/17		Global Equity Ratings	