

## TAG IMMOBILIEN AG FUTURE (TAGF) - EUX/202504

2024/09/02 18:40:19

Price  
**15.2458** EURDifference  0.51% (0.08)

## General attributes

|               |                   |
|---------------|-------------------|
| Symbol        | TAGFJ25           |
| Exchange      | Eurex             |
| Currency      | EUR               |
| Security type | Future            |
| Underlying    | TAG IMMOBILIEN AG |
| Maturity      | 04-2025           |
| Contract size | 100               |

## Market data

|                         |                   |
|-------------------------|-------------------|
| Bid (Bid size)          | - EUR (-)         |
| Ask (Ask size)          | - EUR (-)         |
| Open                    | 15.2458 EUR       |
| High                    | 15.2458 EUR       |
| Low                     | 15.2458 EUR       |
| Close (prev. day)       | 15.1678 EUR       |
| Underlying              | TAG IMMOBILIEN AG |
| Underlying price (date) | 14.86 (24/09/03)  |
| Settlement price (date) | 15.25 (24/09/02)  |
| Open Interest           | 0                 |

## Performance and Risk

|             | 6m | 1Y | 3Y |
|-------------|----|----|----|
| Perf (%)    | -  | -  | -  |
| Perf (abs.) | -  | -  | -  |
| Beta        | -  | -  | -  |
| Volatility  | -  | -  | -  |

## Futures and Options

|                 |   |
|-----------------|---|
| Related Futures | - |
| Related Options | - |












Information about previous performance does not guarantee future performance.  
Source: FactSet

## Price data

|   |                 |
|---|-----------------|
| Ø price 5 days   Ø volume 5 days (pcs.)     | 15.2318 EUR (0) |
| Ø price 30 days   Ø volume 30 days (pcs.)   | 14.7683 EUR (0) |
| Ø price 100 days   Ø volume 100 days (pcs.) | 14.3320 EUR (0) |
| Ø price 250 days   Ø volume 250 days (pcs.) | - EUR (-)       |
| YTD High   date                             | - EUR (-)       |
| YTD Low   date                              | - EUR (-)       |
| 52 Weeks High   date                        | - EUR (-)       |
| 52 Weeks Low   date                         | - EUR (-)       |

## Recent Research

| on sector  |   | on market             |   |
|------------|---|-----------------------|---|
| Date       |   | Headline              | Download  |
| 2024/08/12 |  | Global Equity Ratings |  |
| 2024/07/24 |  | Global Equity Ratings |  |
| 2024/07/12 |  | Global Equity Ratings |  |
| 2024/06/21 |  | Global Equity Ratings |  |
| 2024/06/14 |  | Global Equity Ratings |  |