

VIACOMCBS INC. FUTURE (CBSF) - EUX/202504

2024/09/05 18:38:47

Price
10.6339 USD

Difference  -0.11% (-0.01)

General attributes

| | |
|---------------|-------------------------|
| Symbol | CBSFJ25 |
| Exchange | Eurex |
| Currency | USD |
| Security type | Future |
| Underlying | PARAMOUNT GLOBAL CL 'B' |
| Maturity | 04-2025 |
| Contract size | 100 |

Market data

| | |
|-------------------------|-------------------------|
| Bid (Bid size) | - USD (-) |
| Ask (Ask size) | - USD (-) |
| Open | 10.6339 USD |
| High | 10.6339 USD |
| Low | 10.6339 USD |
| Close (prev. day) | 10.6461 USD |
| Underlying | PARAMOUNT GLOBAL CL 'B' |
| Underlying price (date) | 10.38 (24/09/05) |
| Settlement price (date) | 10.63 (24/09/05) |
| Open Interest | 0 |

Performance and Risk

| | 6m | 1Y | 3Y |
|-------------|----|----|----|
| Perf (%) | - | - | - |
| Perf (abs.) | - | - | - |
| Beta | - | - | - |
| Volatility | - | - | - |

Futures and Options

| | |
|-----------------|---|
| Related Futures | - |
| Related Options | - |

5Y













Information about previous performance does not guarantee future performance.
Source: FactSet

Price data

| | |
|---|-----------------|
| Ø price 5 days Ø volume 5 days (pcs.) | 10.5534 USD (0) |
| Ø price 30 days Ø volume 30 days (pcs.) | 10.9720 USD (0) |
| Ø price 100 days Ø volume 100 days (pcs.) | 11.7413 USD (0) |
| Ø price 250 days Ø volume 250 days (pcs.) | - USD (-) |
| YTD High date | - USD (-) |
| YTD Low date | - USD (-) |
| 52 Weeks High date | - USD (-) |
| 52 Weeks Low date | - USD (-) |

Recent Research

| on sector | | on market | |
|------------|---|-----------------------|---|
| Date | | Headline | Download |
| 2024/09/05 |  | Global Equity Ratings |  |
| 2024/08/12 |  | Global Equity Ratings |  |
| 2024/07/24 |  | Global Equity Ratings |  |
| 2024/07/12 |  | Global Equity Ratings |  |
| 2024/06/21 |  | Global Equity Ratings |  |