

# ALPHABET INC. FUTURE (GOAF) - EUX/202504

2024/06/28 18:40:48

**Price**  
**191.4372** USD  
 Difference  -0.41% (-0.78)

**General attributes**

|               |                |
|---------------|----------------|
| Symbol        | GOAFJ25        |
| Exchange      | Eurex          |
| Currency      | USD            |
| Security type | Future         |
| Underlying    | ALPHABET INC A |
| Maturity      | 04-2025        |
| Contract size | 100            |

**Market data**

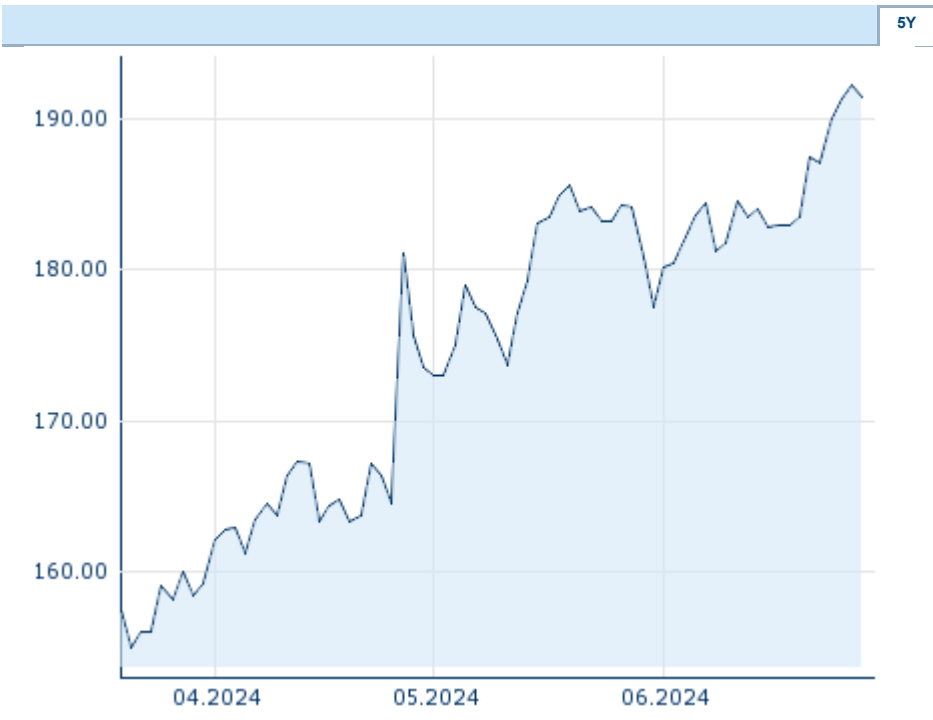
|                         |                   |
|-------------------------|-------------------|
| Bid (Bid size)          | - USD (-)         |
| Ask (Ask size)          | - USD (-)         |
| Open                    | 191.4372 USD      |
| High                    | 191.4372 USD      |
| Low                     | 191.4372 USD      |
| Close (prev. day)       | 192.2212 USD      |
| Underlying              | ALPHABET INC A    |
| Underlying price (date) | 182.15 (24/06/28) |
| Settlement price (date) | 191.44 (24/06/28) |
| Open Interest           | 0                 |

**Performance and Risk**

|             | 6m | 1Y | 3Y |
|-------------|----|----|----|
| Perf (%)    | -  | -  | -  |
| Perf (abs.) | -  | -  | -  |
| Beta        | -  | -  | -  |
| Volatility  | -  | -  | -  |

**Futures and Options**

|                 |   |
|-----------------|---|
| Related Futures | - |
| Related Options | - |










Information about previous performance does not guarantee future performance.  
 Source: FactSet

**Price data**

|   |                  |
|---|------------------|
| Ø price 5 days   Ø volume 5 days (pcs.)     | 190.3654 USD (0) |
| Ø price 30 days   Ø volume 30 days (pcs.)   | 184.3031 USD (0) |
| Ø price 100 days   Ø volume 100 days (pcs.) | - USD (-)        |
| Ø price 250 days   Ø volume 250 days (pcs.) | - USD (-)        |
| YTD High   date                             | - USD (-)        |
| YTD Low   date                              | - USD (-)        |
| 52 Weeks High   date                        | - USD (-)        |
| 52 Weeks Low   date                         | - USD (-)        |

**Recent Research**

| on underlying |   | on sector             |  | on market   |  |
|---------------|---|-----------------------|--|---|--|
| Date          |   | Headline              |  | Download  |  |
| 2024/06/21    |  | Global Equity Ratings |  |  |  |
| 2024/06/14    |  | Global Equity Ratings |  |  |  |
| 2024/05/29    |  | Global Equity Ratings |  |  |  |
| 2024/04/26    |  | Global Equity Ratings |  |  |  |
| 2024/04/03    |  | Global Equity Ratings |  |  |  |