

# COMPAGNIE DE SAINT-GOBAIN S.A. FUTURE (GOBG) - EUX/202504

2024/07/16 18:50:28

**Price**  
**81.775** EUR  
 Difference  1.06% (0.86)

**General attributes**

|               |                                |
|---------------|--------------------------------|
| Symbol        | GOBGJ25                        |
| Exchange      | Eurex                          |
| Currency      | EUR                            |
| Security type | Future                         |
| Underlying    | COMPAGNIE DE SAINT-GOBAIN S.A. |
| Maturity      | 04-2025                        |
| Contract size | 100                            |

**Market data**

|                         |                                |
|-------------------------|--------------------------------|
| Bid (Bid size)          | - EUR (-)                      |
| Ask (Ask size)          | - EUR (-)                      |
| Open                    | 81.775 EUR                     |
| High                    | 81.775 EUR                     |
| Low                     | 81.775 EUR                     |
| Close (prev. day)       | 80.9181 EUR                    |
| Underlying              | COMPAGNIE DE SAINT-GOBAIN S.A. |
| Underlying price (date) | 79.42 (24/07/16)               |
| Settlement price (date) | 81.78 (24/07/16)               |
| Open Interest           | 0                              |

**Performance and Risk**

|             | 6m | 1Y | 3Y |
|-------------|----|----|----|
| Perf (%)    | -  | -  | -  |
| Perf (abs.) | -  | -  | -  |
| Beta        | -  | -  | -  |
| Volatility  | -  | -  | -  |

**Futures and Options**

|                 |   |
|-----------------|---|
| Related Futures | - |
| Related Options | - |









Information about previous performance does not guarantee future performance.  
 Source: FactSet

**Price data**

|   |                |
|---|----------------|
| Ø price 5 days   Ø volume 5 days (pcs.)     | 79.640 EUR (0) |
| Ø price 30 days   Ø volume 30 days (pcs.)   | 78.285 EUR (0) |
| Ø price 100 days   Ø volume 100 days (pcs.) | - EUR (-)      |
| Ø price 250 days   Ø volume 250 days (pcs.) | - EUR (-)      |
| YTD High   date                             | - EUR (-)      |
| YTD Low   date                              | - EUR (-)      |
| 52 Weeks High   date                        | - EUR (-)      |
| 52 Weeks Low   date                         | - EUR (-)      |

**Recent Research**

| on sector  |   | on market             |   |
|------------|---|-----------------------|---|
| Date       |   | Headline              | Download  |
| 2024/07/12 |  | Global Equity Ratings |  |
| 2024/06/21 |  | Global Equity Ratings |  |
| 2024/06/14 |  | Global Equity Ratings |  |
| 2024/05/29 |  | Global Equity Ratings |  |
| 2024/04/26 |  | Global Equity Ratings |  |