

CHEVRON CORP. FUTURE (CVXF) - EUX/202504

2024/07/16 18:50:07

Price
158.7031 USD

Difference  **-1.07% (-1.72)**

General attributes

Symbol	CVXFJ25
Exchange	Eurex
Currency	USD
Security type	Future
Underlying	CHEVRON CORPORATION
Maturity	04-2025
Contract size	100

Market data

Bid (Bid size)	- USD (-)
Ask (Ask size)	- USD (-)
Open	158.7031 USD
High	158.7031 USD
Low	158.7031 USD
Close (prev. day)	160.426 USD
Underlying	CHEVRON CORPORATION
Underlying price (date)	157.77 (24/07/16)
Settlement price (date)	158.70 (24/07/16)
Open Interest	0

Performance and Risk

	6m	1Y	3Y
Perf (%)	-	-	-
Perf (abs.)	-	-	-
Beta	-	-	-
Volatility	-	-	-

Futures and Options

Related Futures	-
Related Options	-

5Y












Information about previous performance does not guarantee future performance.
Source: FactSet

Price data

Ø price 5 days Ø volume 5 days (pcs.)	157.7932 USD (0)
Ø price 30 days Ø volume 30 days (pcs.)	157.7226 USD (0)
Ø price 100 days Ø volume 100 days (pcs.)	- USD (-)
Ø price 250 days Ø volume 250 days (pcs.)	- USD (-)
YTD High date	- USD (-)
YTD Low date	- USD (-)
52 Weeks High date	- USD (-)
52 Weeks Low date	- USD (-)

Recent Research

on underlying	on sector	on market	
Date		Headline	Download
2024/07/12		Global Equity Ratings	
2024/06/21		Global Equity Ratings	
2024/06/14		Global Equity Ratings	
2024/05/29		Global Equity Ratings	
2024/04/26		Global Equity Ratings	