

BRISTOL-MYERS SQUIBB CO. FUTURE (BMYF) - EUX/202504

2024/10/18 19:07:04

Price
53.1163 USDDifference  0.10% (0.05)

General attributes

| | |
|---------------|--------------------------|
| Symbol | BMYFJ25 |
| Exchange | Eurex |
| Currency | USD |
| Security type | Future |
| Underlying | BRISTOL-MYERS SQUIBB CO. |
| Maturity | 04-2025 |
| Contract size | 100 |

Market data

| | |
|-------------------------|--------------------------|
| Bid (Bid size) | - USD (-) |
| Ask (Ask size) | - USD (-) |
| Open | 53.1163 USD |
| High | 53.1163 USD |
| Low | 53.1163 USD |
| Close (prev. day) | 53.0628 USD |
| Underlying | BRISTOL-MYERS SQUIBB CO. |
| Underlying price (date) | 53.22 (24/10/18) |
| Settlement price (date) | 53.12 (24/10/18) |
| Open Interest | 0 |

Performance and Risk

| | 6m | 1Y | 3Y |
|-------------|---------|----|----|
| Perf (%) | +10.00% | - | - |
| Perf (abs.) | +4.83 | - | - |
| Beta | - | - | - |
| Volatility | 30.72 | - | - |

Futures and Options

| | |
|-----------------|---|
| Related Futures | - |
| Related Options | - |













5Y

Information about previous performance does not guarantee future performance.
Source: FactSet

Price data

| | |
|---|-----------------|
| Ø price 5 days Ø volume 5 days (pcs.) | 53.0262 USD (0) |
| Ø price 30 days Ø volume 30 days (pcs.) | 50.9997 USD (0) |
| Ø price 100 days Ø volume 100 days (pcs.) | 46.3782 USD (0) |
| Ø price 250 days Ø volume 250 days (pcs.) | - USD (-) |
| YTD High date | - USD (-) |
| YTD Low date | - USD (-) |
| 52 Weeks High date | - USD (-) |
| 52 Weeks Low date | - USD (-) |

Recent Research

| on underlying | on sector | on market | | |
|---------------|---|-----------|-----------------------|---|
| Date | | | Headline | Download |
| 2024/09/27 |  | | Global Equity Ratings |  |
| 2024/09/11 |  | | Global Equity Ratings |  |
| 2024/09/05 |  | | Global Equity Ratings |  |
| 2024/08/12 |  | | Global Equity Ratings |  |
| 2024/07/24 |  | | Global Equity Ratings |  |