

JOHNSON & JOHNSON FUTURE (JNJF) - EUX/202504

2024/05/17 19:05:08

Price
156.9025 USDDifference  0.58% (0.91)

General attributes

Symbol	JNJFJ25
Exchange	Eurex
Currency	USD
Security type	Future
Underlying	JOHNSON & JOHNSON
Maturity	04-2025
Contract size	100

Market data

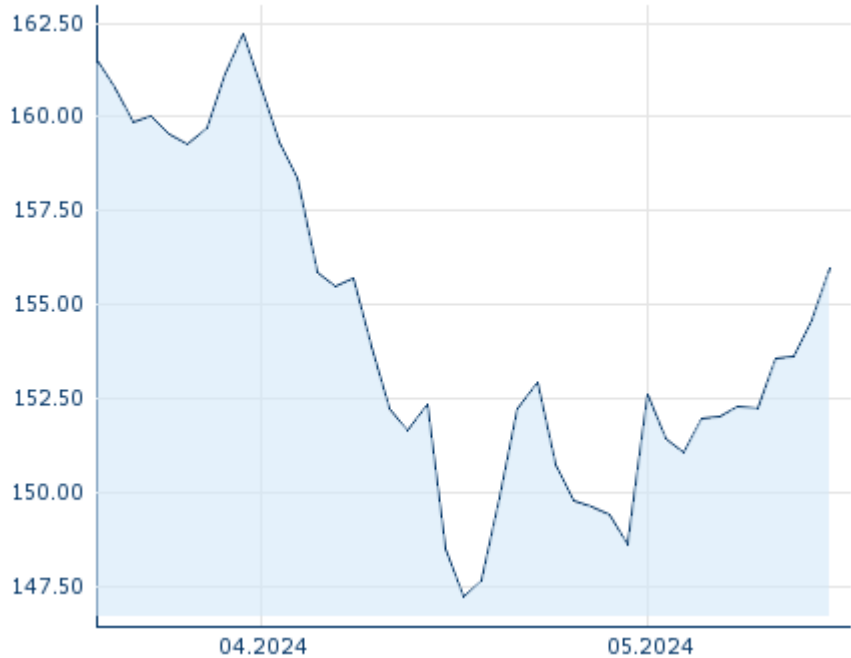
Bid (Bid size)	- USD (-)
Ask (Ask size)	- USD (-)
Open	156.9025 USD
High	156.9025 USD
Low	156.9025 USD
Close (prev. day)	155.9944 USD
Underlying	JOHNSON & JOHNSON
Underlying price (date)	154.35 (24/05/17)
Settlement price (date)	156.90 (24/05/17)
Open Interest	0

Performance and Risk

	6m	1Y	3Y
Perf (%)	-	-	-
Perf (abs.)	-	-	-
Beta	-	-	-
Volatility	-	-	-

Futures and Options

Related Futures	-
Related Options	-










5Y

Information about previous performance does not guarantee future performance.
Source: FactSet

Price data

Ø price 5 days Ø volume 5 days (pcs.)	153.9875 USD (0)
Ø price 30 days Ø volume 30 days (pcs.)	152.1063 USD (0)
Ø price 100 days Ø volume 100 days (pcs.)	- USD (-)
Ø price 250 days Ø volume 250 days (pcs.)	- USD (-)
YTD High date	- USD (-)
YTD Low date	- USD (-)
52 Weeks High date	- USD (-)
52 Weeks Low date	- USD (-)

Recent Research

on underlying	on sector	on market	
Date		Headline	Download
2024/04/26		Global Equity Ratings	
2024/04/03		Global Equity Ratings	
2024/03/13		Global Equity Ratings	
2024/02/22		Global Equity Ratings	
2024/02/14		Global Equity Ratings	