

## JOHNSON &amp; JOHNSON FUTURE (JNJF) - EUX/202504

2024/05/13 18:36:57

Price  
**153.5391** USDDifference  0.87% (1.32)

## General attributes

Symbol	JNJFJ25
Exchange	Eurex
Currency	USD
Security type	Future
Underlying	JOHNSON & JOHNSON
Maturity	04-2025
Contract size	100

## Market data

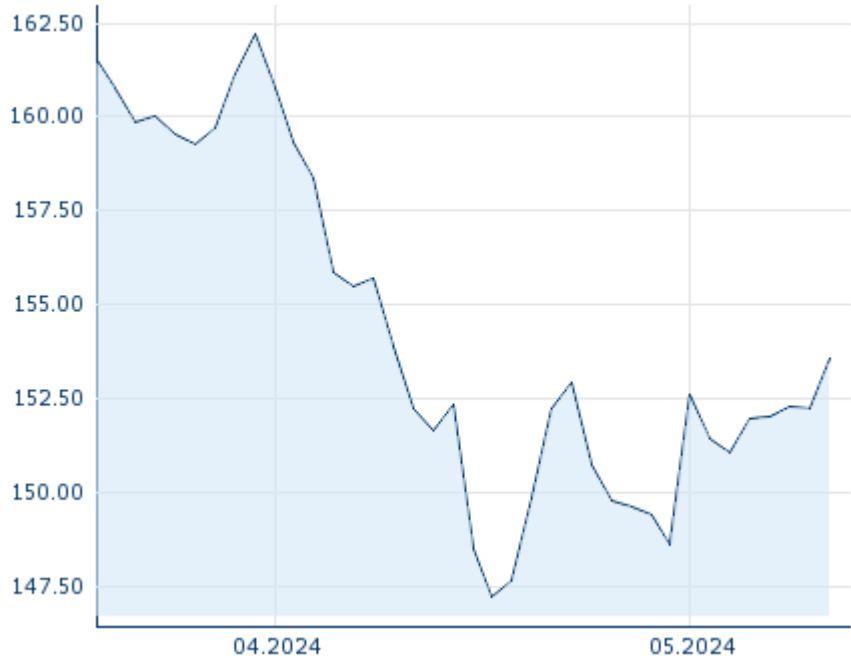
Bid (Bid size)	- USD (-)
Ask (Ask size)	- USD (-)
Open	153.5391 USD
High	153.5391 USD
Low	153.5391 USD
Close (prev. day)	152.2174 USD
Underlying	JOHNSON & JOHNSON
Underlying price (date)	151.22 (24/05/13)
Settlement price (date)	153.54 (24/05/13)
Open Interest	0

## Performance and Risk

	6m	1Y	3Y
Perf (%)	-	-	-
Perf (abs.)	-	-	-
Beta	-	-	-
Volatility	-	-	-

## Futures and Options

Related Futures	-
Related Options	-











Information about previous performance does not guarantee future performance.  
Source: FactSet

## Price data

Ø price 5 days   Ø volume 5 days (pcs.)	152.4067 USD (0)
Ø price 30 days   Ø volume 30 days (pcs.)	152.7117 USD (0)
Ø price 100 days   Ø volume 100 days (pcs.)	- USD (-)
Ø price 250 days   Ø volume 250 days (pcs.)	- USD (-)
YTD High   date	- USD (-)
YTD Low   date	- USD (-)
52 Weeks High   date	- USD (-)
52 Weeks Low   date	- USD (-)

## Recent Research

on underlying		on sector		on market	
Date				Headline	Download
2024/04/26				Global Equity Ratings	
2024/04/03				Global Equity Ratings	
2024/03/13				Global Equity Ratings	
2024/02/22				Global Equity Ratings	
2024/02/14				Global Equity Ratings	