

ALTRIA GROUP INC. FUTURE (MOFF) - EUX/202504

2024/07/29 18:35:31

Price
49.3376 USDDifference  0.87% (0.42)

General attributes

Symbol	MOFFJ25
Exchange	Eurex
Currency	USD
Security type	Future
Underlying	ALTRIA GROUP INC.
Maturity	04-2025
Contract size	100

Market data

Bid (Bid size)	- USD (-)
Ask (Ask size)	- USD (-)
Open	49.3376 USD
High	49.3376 USD
Low	49.3376 USD
Close (prev. day)	48.9137 USD
Underlying	ALTRIA GROUP INC.
Underlying price (date)	50.53 (24/07/29)
Settlement price (date)	49.34 (24/07/29)
Open Interest	0

Performance and Risk

	6m	1Y	3Y
Perf (%)	-	-	-
Perf (abs.)	-	-	-
Beta	-	-	-
Volatility	-	-	-

Futures and Options

Related Futures	-
Related Options	-







Information about previous performance does not guarantee future performance.
Source: FactSet

Price data

Ø price 5 days Ø volume 5 days (pcs.)	48.6435 USD (0)
Ø price 30 days Ø volume 30 days (pcs.)	46.1742 USD (0)
Ø price 100 days Ø volume 100 days (pcs.)	- USD (-)
Ø price 250 days Ø volume 250 days (pcs.)	- USD (-)
YTD High date	- USD (-)
YTD Low date	- USD (-)
52 Weeks High date	- USD (-)
52 Weeks Low date	- USD (-)

Recent Research

on sector		on market	
Date		Headline	Download
2024/07/30		Akciové trhy - denní zpráva	
2024/07/29		Akciové trhy - denní zpráva	
2024/07/26		Akciové trhy - denní zpráva	
2024/07/25		Akciové trhy - denní zpráva	
2024/07/24		Global Equity Ratings	