

SES GLOBAL S.A. FUTURE (SESF) - EUX/202504

2024/06/28 18:41:05

Price
4.651 EUR

Difference  0.97% (0.04)

General attributes

Symbol	SESFJ25
Exchange	Eurex
Currency	EUR
Security type	Future
Underlying	SES S.A.
Maturity	04-2025
Contract size	100

Market data

Bid (Bid size)	- EUR (-)
Ask (Ask size)	- EUR (-)
Open	4.651 EUR
High	4.651 EUR
Low	4.651 EUR
Close (prev. day)	4.6061 EUR
Underlying	SES S.A.
Underlying price (date)	4.756 (24/06/28)
Settlement price (date)	4.65 (24/06/28)
Open Interest	0

Performance and Risk

	6m	1Y	3Y
Perf (%)	-	-	-
Perf (abs.)	-	-	-
Beta	-	-	-
Volatility	-	-	-

Futures and Options

Related Futures	-
Related Options	-

5Y










Information about previous performance does not guarantee future performance.
Source: FactSet

Price data

Ø price 5 days Ø volume 5 days (pcs.)	4.699 EUR (0)
Ø price 30 days Ø volume 30 days (pcs.)	4.990 EUR (0)
Ø price 100 days Ø volume 100 days (pcs.)	- EUR (-)
Ø price 250 days Ø volume 250 days (pcs.)	- EUR (-)
YTD High date	- EUR (-)
YTD Low date	- EUR (-)
52 Weeks High date	- EUR (-)
52 Weeks Low date	- EUR (-)

Recent Research

on sector		on market	
Date		Headline	Download
2024/06/21		Global Equity Ratings	
2024/06/14		Global Equity Ratings	
2024/05/29		Global Equity Ratings	
2024/04/26		Global Equity Ratings	
2024/04/03		Global Equity Ratings	