

# PEPSICO INC. FUTURE (PEPF) - EUX/202504

2024/08/15 18:48:26

Price  
**174.1485** USD

Difference  -0.42% (-0.74)

### General attributes

Symbol	PEPFJ25
Exchange	Eurex
Currency	USD
Security type	Future
Underlying	PEPSICO INC.
Maturity	04-2025
Contract size	100

### Market data

Bid (Bid size)	- USD (-)
Ask (Ask size)	- USD (-)
Open	174.1485 USD
High	174.1485 USD
Low	174.1485 USD
Close (prev. day)	174.891 USD
Underlying	PEPSICO INC.
Underlying price (date)	172.52 (24/08/15)
Settlement price (date)	174.15 (24/08/15)
Open Interest	0

### Performance and Risk

	6m	1Y	3Y
Perf (%)	-	-	-
Perf (abs.)	-	-	-
Beta	-	-	-
Volatility	-	-	-

### Futures and Options

Related Futures	-
Related Options	-












Information about previous performance does not guarantee future performance.  
Source: FactSet

### Price data

Ø price 5 days   Ø volume 5 days (pcs.)	173.7375 USD (0)
Ø price 30 days   Ø volume 30 days (pcs.)	171.7937 USD (0)
Ø price 100 days   Ø volume 100 days (pcs.)	174.3527 USD (0)
Ø price 250 days   Ø volume 250 days (pcs.)	- USD (-)
YTD High   date	- USD (-)
YTD Low   date	- USD (-)
52 Weeks High   date	- USD (-)
52 Weeks Low   date	- USD (-)

### Recent Research

on underlying	on sector	on market	
Date		Headline	Download
2024/08/12		Global Equity Ratings	
2024/07/24		Global Equity Ratings	
2024/07/12		Global Equity Ratings	
2024/06/21		Global Equity Ratings	
2024/06/14		Global Equity Ratings	