

PEPSICO INC. FUTURE (PEPF) - EUX/202504

2024/06/03 18:35:20

Price
174.2352 USDDifference  0.86% (1.49)

General attributes

Symbol	PEPFJ25
Exchange	Eurex
Currency	USD
Security type	Future
Underlying	PEPSICO INC.
Maturity	04-2025
Contract size	100

Market data

Bid (Bid size)	- USD (-)
Ask (Ask size)	- USD (-)
Open	174.2352 USD
High	174.2352 USD
Low	174.2352 USD
Close (prev. day)	172.7462 USD
Underlying	PEPSICO INC.
Underlying price (date)	173.01 (24/06/04)
Settlement price (date)	174.24 (24/06/03)
Open Interest	0

Performance and Risk

	6m	1Y	3Y
Perf (%)	-	-	-
Perf (abs.)	-	-	-
Beta	-	-	-
Volatility	-	-	-

Futures and Options

Related Futures	-
Related Options	-












Information about previous performance does not guarantee future performance.
Source: FactSet

Price data

Ø price 5 days Ø volume 5 days (pcs.)	174.3295 USD (0)
Ø price 30 days Ø volume 30 days (pcs.)	180.5224 USD (0)
Ø price 100 days Ø volume 100 days (pcs.)	- USD (-)
Ø price 250 days Ø volume 250 days (pcs.)	- USD (-)
YTD High date	- USD (-)
YTD Low date	- USD (-)
52 Weeks High date	- USD (-)
52 Weeks Low date	- USD (-)

Recent Research

on underlying	on sector	on market	
Date		Headline	Download
2024/05/29		Global Equity Ratings	
2024/04/26		Global Equity Ratings	
2024/04/03		Global Equity Ratings	
2024/03/13		Global Equity Ratings	
2024/02/22		Global Equity Ratings	