

## PEPSICO INC. FUTURE (PEPF) - EUX/202504

2024/05/22 18:36:40

Price  
**184.7215** USDDifference  0.31% (0.58)

## General attributes

Symbol	PEPFJ25
Exchange	Eurex
Currency	USD
Security type	Future
Underlying	PEPSICO INC.
Maturity	04-2025
Contract size	100

## Market data

Bid (Bid size)	- USD (-)
Ask (Ask size)	- USD (-)
Open	184.7215 USD
High	184.7215 USD
Low	184.7215 USD
Close (prev. day)	184.143 USD
Underlying	PEPSICO INC.
Underlying price (date)	182.09 (24/05/22)
Settlement price (date)	184.72 (24/05/22)
Open Interest	0

## Performance and Risk

	6m	1Y	3Y
Perf (%)	-	-	-
Perf (abs.)	-	-	-
Beta	-	-	-
Volatility	-	-	-

## Futures and Options

Related Futures	-
Related Options	-











5Y

Information about previous performance does not guarantee future performance.  
Source: FactSet

## Price data

Ø price 5 days   Ø volume 5 days (pcs.)	184.6506 USD (0)
Ø price 30 days   Ø volume 30 days (pcs.)	178.8754 USD (0)
Ø price 100 days   Ø volume 100 days (pcs.)	- USD (-)
Ø price 250 days   Ø volume 250 days (pcs.)	- USD (-)
YTD High   date	- USD (-)
YTD Low   date	- USD (-)
52 Weeks High   date	- USD (-)
52 Weeks Low   date	- USD (-)

## Recent Research

on underlying	on sector	on market		
Date			Headline	Download
2024/04/26			Global Equity Ratings	
2024/04/03			Global Equity Ratings	
2024/03/13			Global Equity Ratings	
2024/02/22			Global Equity Ratings	
2024/02/14			Global Equity Ratings	