

ADIDAS AG FUTURE (ADSG) - EUX/202504

2024/08/20 18:50:13

Price
219.2069 EUR

Difference  -1.62% (-3.60)

General attributes

Symbol	ADSGJ25
Exchange	Eurex
Currency	EUR
Security type	Future
Underlying	ADIDAS AG
Maturity	04-2025
Contract size	100

Market data

Bid (Bid size)	- EUR (-)
Ask (Ask size)	- EUR (-)
Open	219.2069 EUR
High	219.2069 EUR
Low	219.2069 EUR
Close (prev. day)	222.8092 EUR
Underlying	ADIDAS AG
Underlying price (date)	214.10 (24/08/20)
Settlement price (date)	219.21 (24/08/20)
Open Interest	0

Performance and Risk

	6m	1Y	3Y
Perf (%)	-	-	-
Perf (abs.)	-	-	-
Beta	-	-	-
Volatility	-	-	-

Futures and Options

Related Futures	-
Related Options	-

5Y












Information about previous performance does not guarantee future performance.
Source: FactSet

Price data

Ø price 5 days Ø volume 5 days (pcs.)	222.0928 EUR (0)
Ø price 30 days Ø volume 30 days (pcs.)	230.0292 EUR (0)
Ø price 100 days Ø volume 100 days (pcs.)	228.9057 EUR (0)
Ø price 250 days Ø volume 250 days (pcs.)	- EUR (-)
YTD High date	- EUR (-)
YTD Low date	- EUR (-)
52 Weeks High date	- EUR (-)
52 Weeks Low date	- EUR (-)

Recent Research

on underlying	on sector	on market	
Date		Headline	Download
2024/08/12		Global Equity Ratings	
2024/07/24		Global Equity Ratings	
2024/07/12		Global Equity Ratings	
2024/06/21		Global Equity Ratings	
2024/06/14		Global Equity Ratings	