

ADIDAS AG FUTURE (ADSG) - EUX/202504

2024/04/26 18:30:46

Price
238.8336 EURDifference  1.98% (4.64)

General attributes

Symbol	ADSGJ25
Exchange	Eurex
Currency	EUR
Security type	Future
Underlying	ADIDAS AG
Maturity	04-2025
Contract size	100

Market data

Bid (Bid size)	- EUR (-)
Ask (Ask size)	- EUR (-)
Open	238.8336 EUR
High	238.8336 EUR
Low	238.8336 EUR
Close (prev. day)	234.1889 EUR
Underlying	ADIDAS AG
Underlying price (date)	230.90 (24/04/26)
Settlement price (date)	238.83 (24/04/26)
Open Interest	0

Performance and Risk

	6m	1Y	3Y
Perf (%)	-	-	-
Perf (abs.)	-	-	-
Beta	-	-	-
Volatility	-	-	-

Futures and Options

Related Futures	-
Related Options	-












5Y

Price data

Ø price 5 days Ø volume 5 days (pcs.)	235.1606 EUR (0)
Ø price 30 days Ø volume 30 days (pcs.)	- EUR (-)
Ø price 100 days Ø volume 100 days (pcs.)	- EUR (-)
Ø price 250 days Ø volume 250 days (pcs.)	- EUR (-)
YTD High date	- EUR (-)
YTD Low date	- EUR (-)
52 Weeks High date	- EUR (-)
52 Weeks Low date	- EUR (-)

Recent Research

on underlying	on sector	on market	
Date		Headline	Download
2024/04/26		Global Equity Ratings	
2024/04/03		Global Equity Ratings	
2024/03/13		Global Equity Ratings	
2024/02/22		Global Equity Ratings	
2024/02/14		Global Equity Ratings	