

# STELLANTIS NV (FRÜH.FIAT CHR.) FUTURE (FIAK) - EUX/202504

2024/06/28 18:40:46

5Y

**Price**  
**19.043** EUR  
**Difference**  **-0.41% (-0.08)**

**General attributes**

**Symbol** FIAKJ25  
**Exchange** Eurex  
**Currency** EUR  
**Security type** Future  
**Underlying** STELLANTIS N.V.  
**Maturity** 04-2025  
**Contract size** 1,000

**Market data**

**Bid (Bid size)** - EUR (-)  
**Ask (Ask size)** - EUR (-)  
**Open** 19.043 EUR  
**High** 19.043 EUR  
**Low** 19.043 EUR  
**Close (prev. day)** 19.1212 EUR  
**Underlying** STELLANTIS N.V.  
**Underlying price (date)** 18.47 (24/06/28)  
**Settlement price (date)** 19.04 (24/06/28)  
**Open Interest** 0

**Performance and Risk**

	6m	1Y	3Y
Perf (%)	-	-	-
Perf (abs.)	-	-	-
Beta	-	-	-
Volatility	-	-	-

**Futures and Options**

**Related Futures** -  
**Related Options** -









Information about previous performance does not guarantee future performance.  
 Source: FactSet

**Price data**

Ø price 5 days   Ø volume 5 days (pcs.)	19.617 EUR (0)
Ø price 30 days   Ø volume 30 days (pcs.)	20.412 EUR (0)
Ø price 100 days   Ø volume 100 days (pcs.)	- EUR (-)
Ø price 250 days   Ø volume 250 days (pcs.)	- EUR (-)
YTD High   date	- EUR (-)
YTD Low   date	- EUR (-)
52 Weeks High   date	- EUR (-)
52 Weeks Low   date	- EUR (-)

**Recent Research**

on underlying	on sector	on market	
Date		Headline	Download
2023/06/06		Global Equity Ratings	
2023/06/01		Global Equity Ratings	
2023/05/24		Global Equity Ratings	
2023/05/03		Global Equity Ratings	
2023/04/25		Global Equity Ratings	