

FERRARI N.V. FUTURE (RACF) - EUX/202504

2024/09/18 18:41:20

Price
418.6951 EUR

Difference  -1.76% (-7.49)

General attributes

Symbol	RACFJ25
Exchange	Eurex
Currency	EUR
Security type	Future
Underlying	FERRARI N.V.
Maturity	04-2025
Contract size	1,000

Market data

Bid (Bid size)	- EUR (-)
Ask (Ask size)	- EUR (-)
Open	418.6951 EUR
High	418.6951 EUR
Low	418.6951 EUR
Close (prev. day)	426.1863 EUR
Underlying	FERRARI N.V.
Underlying price (date)	411.70 (24/09/18)
Settlement price (date)	418.70 (24/09/18)
Open Interest	0

Performance and Risk

	6m	1Y	3Y
Perf (%)	+6.58%	-	-
Perf (abs.)	+26.29	-	-
Beta	-	-	-
Volatility	-	-	-

Futures and Options

Related Futures	-
Related Options	-

5Y












Information about previous performance does not guarantee future performance.
Source: FactSet

Price data

Ø price 5 days Ø volume 5 days (pcs.)	429.4104 EUR (0)
Ø price 30 days Ø volume 30 days (pcs.)	429.4046 EUR (0)
Ø price 100 days Ø volume 100 days (pcs.)	406.1816 EUR (0)
Ø price 250 days Ø volume 250 days (pcs.)	- EUR (-)
YTD High date	- EUR (-)
YTD Low date	- EUR (-)
52 Weeks High date	- EUR (-)
52 Weeks Low date	- EUR (-)

Recent Research

on sector		on market	
Date		Headline	Download
2024/09/17		GEVORKYAN Podniková analýza	
2024/09/11		Global Equity Ratings	
2024/09/09		GEVORKYAN Podniková analýza	
2024/09/05		Global Equity Ratings	
2024/08/12		Global Equity Ratings	