

FERRARI N.V. FUTURE (RACF) - EUX/202504

2024/07/05 19:03:16

Price
398.1356 EUR

Difference  -1.39% (-5.61)

General attributes

Symbol	RACFJ25
Exchange	Eurex
Currency	EUR
Security type	Future
Underlying	FERRARI N.V.
Maturity	04-2025
Contract size	1,000

Market data

Bid (Bid size)	- EUR (-)
Ask (Ask size)	- EUR (-)
Open	398.1356 EUR
High	398.1356 EUR
Low	398.1356 EUR
Close (prev. day)	403.7415 EUR
Underlying	FERRARI N.V.
Underlying price (date)	387.90 (24/07/05)
Settlement price (date)	398.14 (24/07/05)
Open Interest	0

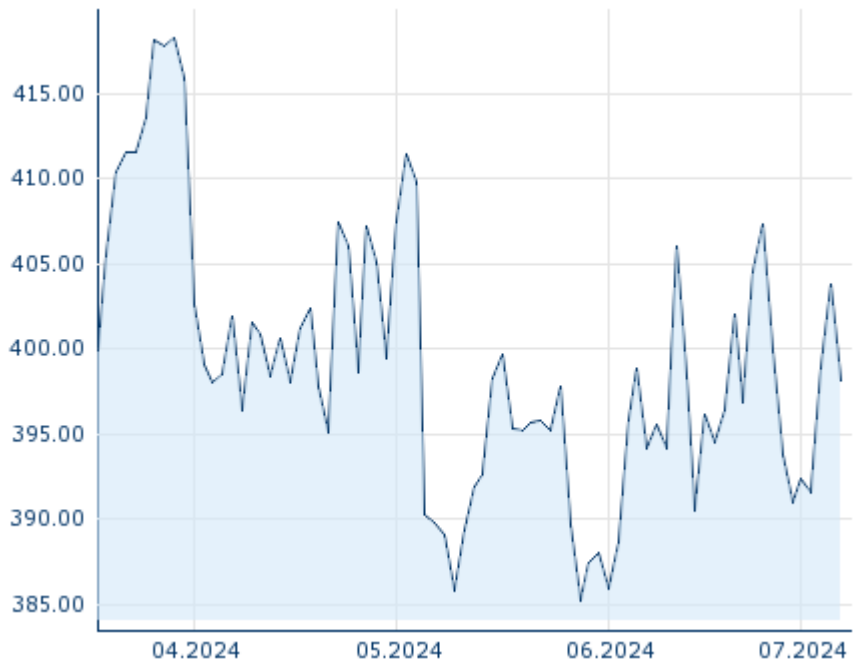
Performance and Risk

	6m	1Y	3Y
Perf (%)	-	-	-
Perf (abs.)	-	-	-
Beta	-	-	-
Volatility	-	-	-

Futures and Options

Related Futures	-
Related Options	-

5Y












Information about previous performance does not guarantee future performance.
Source: FactSet

Price data

Ø price 5 days Ø volume 5 days (pcs.)	396.9351 EUR (0)
Ø price 30 days Ø volume 30 days (pcs.)	395.4355 EUR (0)
Ø price 100 days Ø volume 100 days (pcs.)	- EUR (-)
Ø price 250 days Ø volume 250 days (pcs.)	- EUR (-)
YTD High date	- EUR (-)
YTD Low date	- EUR (-)
52 Weeks High date	- EUR (-)
52 Weeks Low date	- EUR (-)

Recent Research

on sector		on market	
Date		Headline	Download
2024/06/24		Pilulka Lékárný	
2024/06/21		Global Equity Ratings	
2024/06/14		Global Equity Ratings	
2024/05/29		Global Equity Ratings	
2024/04/26		Global Equity Ratings	