

## BUMIX FUTURES (MIX) - BUD/20250321

2024/05/17 03:46:03

Price  
**6,488.50** HUFDifference  0.78% (50.00)

## General attributes

|               |   |
|---------------|---|
| Symbol        | MIX0325   |
| Exchange      | Budapest Stock Exchange                               |
| Currency      | HUF   |
| Security type | Future  |
| Underlying    | BUDAPEST STOCK EXCHANGE MID- AND SMALLCAP SHARE INDEX |
| Maturity      | 03-2025   |
| Contract size | 100   |

## Market data

|                         |   |
|-------------------------|---|
| Bid (Bid size)          | - HUF (-)   |
| Ask (Ask size)          | - HUF (-)   |
| Open                    | 6,488.50 HUF  |
| High                    | -   |
| Low                     | -   |
| Close (prev. day)       | 6,438.50 HUF  |
| Underlying              | BUDAPEST STOCK EXCHANGE MID- AND SMALLCAP SHARE INDEX |
| Underlying price (date) | 6,107.55 (24/05/17)                                   |
| Settlement price (date) | - (-)   |
| Open Interest           | 0   |

## Performance and Risk

|             | 6m | 1Y | 3Y |
|-------------|----|----|----|
| Perf (%)    | -  | -  | -  |
| Perf (abs.) | -  | -  | -  |
| Beta        | -  | -  | -  |
| Volatility  | -  | -  | -  |

## Futures and Options

|                 |   |
|-----------------|---|
| Related Futures | - |
| Related Options | - |

5Y











Chart  
not available

Information about previous performance does not guarantee future performance.  
Source: FactSet

## Price data

|   |           |
|---|-----------|
| Ø price 5 days   Ø volume 5 days (pcs.)     | - HUF (-) |
| Ø price 30 days   Ø volume 30 days (pcs.)   | - HUF (-) |
| Ø price 100 days   Ø volume 100 days (pcs.) | - HUF (-) |
| Ø price 250 days   Ø volume 250 days (pcs.) | - HUF (-) |
| YTD High   date                             | - HUF (-) |
| YTD Low   date                              | - HUF (-) |
| 52 Weeks High   date                        | - HUF (-) |
| 52 Weeks Low   date                         | - HUF (-) |

## Recent Research

| on market  |   |   |
|------------|---|---|
| Date       | Headline  | Download  |
| 2024/05/15 |  Corporate Credit Monitor CEE                      |  |
| 2024/05/13 |  Will Romanian central bank begin monetary easing? |  |
| 2024/05/10 |  Disinflation ended in April                       |  |
| 2024/05/08 |  Industry plummeted by 2.8% y/y in March           |  |
| 2024/05/07 |  Corporate Credit Monitor CEE                      |  |