

## AMSC ASA

ISIN: NO0010272065

WKN: -

## Overview

2024/07/11 08:12:14

Price

2.695 EUR

Difference  -1.82% (-0.05)

## General attributes

ISIN NO0010272065

Symbol AMSC

Exchange Duesseldorf

Currency EUR

Sector Transport

Security type Stock

Market cap (m) 199 EUR

Benchmark NORWAY OSLO BORS ALL SHARE(TRG)

## Market data

Bid (Bid size) -

Ask (Ask size) -

Open 2.695 EUR

High 2.695 EUR

Low 2.695 EUR

Close (prev. day) 2.745 EUR

VWAP -

Volume (pcs) 0

Trading volume 0.00

Number of trades 1

Last size 0

## Futures and Options

Related Futures -

Related Options -

5Y













Information about previous performance does not guarantee future performance.

Source: FactSet

## Recent research

on sector

Date	Headline	Download
2024/06/21	 Global Equity Ratings	
2024/06/14	 Global Equity Ratings	
2024/05/29	 Global Equity Ratings	
2024/04/26	 Global Equity Ratings	
2024/04/03	 Global Equity Ratings	

## Details

2024/07/11 08:12:14

## Price

2.695 EUR

Difference ▼ -1.82% (-0.05)

## General attributes

ISIN	NO0010272065
Symbol	AMSC
Exchange	Duesseldorf
Currency	EUR
Sector	Transport
Security type	Stock
Market cap (m)	199 EUR
Benchmark	NORWAY OSLO BORS ALL SHARE(TRG)

## Market data

Bid (Bid size)	-
Ask (Ask size)	-
Open	2.695 EUR
High	2.695 EUR
Low	2.695 EUR
Close (prev. day)	2.745 EUR
VWAP	-
Volume (pcs)	0
Trading volume	0.00
Number of trades	1
Last size	0

## Performance and Risk

	6m	1Y	3Y
Perf (%)	-	-	-
Perf (abs.)	-	-	-
Beta	1.36	0.41	0.39
Volatility	-	-	-

5Y



Information about previous performance does not guarantee future performance.  
Source: FactSet

## Price data

Ø price 5 days   Ø volume 5 days (pcs.)	2.871 EUR (0)
Ø price 30 days   Ø volume 30 days (pcs.)	2.790 EUR (0)
Ø price 100 days   Ø volume 100 days (pcs.)	- EUR (-)
Ø price 250 days   Ø volume 250 days (pcs.)	- EUR (-)
YTD High   date	- EUR (-)
YTD Low   date	- EUR (-)
52 Weeks High   date	- EUR (-)
52 Weeks Low   date	- EUR (-)

## All listings for AMSC ASA

Exchange	Date	Time	Price	Trading volume (mio.)	Number of trades
Tradegate	2024/07/11	22:02	2.665 EUR	0.00	1
Stuttgart	2024/07/11	15:35	2.635 EUR	0.00	14
Munich	2024/07/11	08:16	2.715 EUR	0.00	1
London Stock Exchange	2023/04/14	09:23	41.50 NOK	0.23	1
Frankfurt	2024/07/11	21:49	2.65 EUR	0.00	2

	11					
First North Stockholm	2024/05/ 21	15:02	31.25 NOK	0.02		1
FINRA other OTC Issues	2024/07/ 03	15:30	3.05 USD	0.01		1
Duesseldorf	2024/07/ 11	08:12	2.695 EUR	0.00		1
Berlin	2024/07/ 11	21:43	2.665 EUR	0.00		17

## Company profile

### Company Logo



AMSC ASA

### Company Profile

-

### Contact Details

AMSC ASA

--

----

Telefon: -

Fax: -

E-mail: -