

## CA IMMOBILIEN ANLAGEN AG FUTURE (CAIG) - EUX/202503

2024/09/17 18:45:47

Price  
**26.6716** EURDifference  -2.54% (-0.70)

## General attributes

Symbol	CAIGH25
Exchange	Eurex
Currency	EUR
Security type	Future
Underlying	CA IMMOBILIEN ANLAGEN AG
Maturity	03-2025
Contract size	100

## Market data

Bid (Bid size)	- EUR (-)
Ask (Ask size)	- EUR (-)
Open	26.6716 EUR
High	26.6716 EUR
Low	26.6716 EUR
Close (prev. day)	27.3669 EUR
Underlying	CA IMMOBILIEN ANLAGEN AG
Underlying price (date)	25.58 (24/09/18)
Settlement price (date)	26.67 (24/09/17)
Open Interest	0

## Performance and Risk

	6m	1Y	3Y
Perf (%)	-18.17%	-	-
Perf (abs.)	-5.92	-	-
Beta	-	-	-
Volatility	24.58	-	-

## Futures and Options

Related Futures	-
Related Options	-











Information about previous performance does not guarantee future performance.  
Source: FactSet

## Price data

Ø price 5 days   Ø volume 5 days (pcs.)	27.8453 EUR (0)
Ø price 30 days   Ø volume 30 days (pcs.)	31.0792 EUR (0)
Ø price 100 days   Ø volume 100 days (pcs.)	30.9999 EUR (0)
Ø price 250 days   Ø volume 250 days (pcs.)	- EUR (-)
YTD High   date	- EUR (-)
YTD Low   date	- EUR (-)
52 Weeks High   date	- EUR (-)
52 Weeks Low   date	- EUR (-)

## Recent Research

on sector		on market	
Date		Headline	Download
2024/09/11		Global Equity Ratings	
2024/09/05		Global Equity Ratings	
2024/08/12		Global Equity Ratings	
2024/07/24		Global Equity Ratings	
2024/07/12		Global Equity Ratings	