

CA IMMOBILIEN ANLAGEN AG FUTURE (CAIG) - EUX/202503

2024/08/15 18:47:48

5Y

Price
33.1103 EUR
 Difference  0.74% (0.24)

General attributes

Symbol CAIGH25
 Exchange Eurex
 Currency EUR
 Security type Future
 Underlying CA IMMOBILIEN ANLAGEN AG
 Maturity 03-2025
 Contract size 100

Market data

Bid (Bid size) - EUR (-)
 Ask (Ask size) - EUR (-)
 Open 33.1103 EUR
 High 33.1103 EUR
 Low 33.1103 EUR
 Close (prev. day) 32.8679 EUR
 Underlying CA IMMOBILIEN ANLAGEN AG
 Underlying price (date) 32.44 (24/08/16)
 Settlement price (date) 33.11 (24/08/15)
 Open Interest 0

Performance and Risk

	6m	1Y	3Y
Perf (%)	-	-	-
Perf (abs.)	-	-	-
Beta	-	-	-
Volatility	-	-	-

Futures and Options

Related Futures -
 Related Options -







Information about previous performance does not guarantee future performance.
 Source: FactSet

Price data

Ø price 5 days Ø volume 5 days (pcs.)	32.7696 EUR (0)
Ø price 30 days Ø volume 30 days (pcs.)	31.7094 EUR (0)
Ø price 100 days Ø volume 100 days (pcs.)	31.2478 EUR (0)
Ø price 250 days Ø volume 250 days (pcs.)	- EUR (-)
YTD High date	- EUR (-)
YTD Low date	- EUR (-)
52 Weeks High date	- EUR (-)
52 Weeks Low date	- EUR (-)

Recent Research

on sector		on market	
Date		Headline	Download
2024/08/12		Global Equity Ratings	
2024/07/24		Global Equity Ratings	
2024/07/12		Global Equity Ratings	
2024/06/21		Global Equity Ratings	
2024/06/14		Global Equity Ratings	