


ING GROEP N.V. FUTURE (INNI) - EUX/202503

2024/08/16 19:01:32

Price
16.0837 EUR

Difference  0.05% (0.01)

General attributes

Symbol	INNIH25
Exchange	Eurex
Currency	EUR
Security type	Future
Underlying	ING GROEP N.V.
Maturity	03-2025
Contract size	100

Market data

Bid (Bid size)	- EUR (-)
Ask (Ask size)	- EUR (-)
Open	16.0837 EUR
High	16.0837 EUR
Low	16.0837 EUR
Close (prev. day)	16.0749 EUR
Underlying	ING GROEP N.V.
Underlying price (date)	15.712 (24/08/16)
Settlement price (date)	16.08 (24/08/16)
Open Interest	0

Performance and Risk

	6m	1Y	3Y
Perf (%)	-	-	-
Perf (abs.)	-	-	-
Beta	-	-	-
Volatility	-	-	-

Futures and Options

Related Futures	-
Related Options	-








Information about previous performance does not guarantee future performance.
 Source: FactSet

Price data

Ø price 5 days Ø volume 5 days (pcs.)	15.7074 EUR (0)
Ø price 30 days Ø volume 30 days (pcs.)	16.4664 EUR (0)
Ø price 100 days Ø volume 100 days (pcs.)	16.0060 EUR (0)
Ø price 250 days Ø volume 250 days (pcs.)	- EUR (-)
YTD High date	- EUR (-)
YTD Low date	- EUR (-)
52 Weeks High date	- EUR (-)
52 Weeks Low date	- EUR (-)

Recent Research

on sector		on market	
Date		Headline	Download
2024/08/16		Akciové trhy - denní zpráva	
2024/08/15		Akciové trhy - denní zpráva	
2024/08/14		Akciové trhy - denní zpráva	
2024/08/13		Akciové trhy - denní zpráva	
2024/08/12		Global Equity Ratings	