

NVIDIA CORP. FUTURE (NVDF) - EUX/202503

2024/05/17 19:05:14

Price
976.3956 USD

Difference  **-2.22% (-22.13)**

General attributes

Symbol	NVDFH25
Exchange	Eurex
Currency	USD
Security type	Future
Underlying	NVIDIA CORP.
Maturity	03-2025
Contract size	100

Market data

Bid (Bid size)	- USD (-)
Ask (Ask size)	- USD (-)
Open	976.3956 USD
High	976.3956 USD
Low	976.3956 USD
Close (prev. day)	998.5264 USD
Underlying	NVIDIA CORP.
Underlying price (date)	944.94 (24/05/20)
Settlement price (date)	976.40 (24/05/17)
Open Interest	0

Performance and Risk

	6m	1Y	3Y
Perf (%)	-	-	-
Perf (abs.)	-	-	-
Beta	-	-	-
Volatility	-	-	-

Futures and Options

Related Futures	-
Related Options	-












Information about previous performance does not guarantee future performance.
 Source: FactSet

Price data

Ø price 5 days Ø volume 5 days (pcs.)	972.1379 USD (0)
Ø price 30 days Ø volume 30 days (pcs.)	918.8094 USD (0)
Ø price 100 days Ø volume 100 days (pcs.)	- USD (-)
Ø price 250 days Ø volume 250 days (pcs.)	- USD (-)
YTD High date	- USD (-)
YTD Low date	- USD (-)
52 Weeks High date	- USD (-)
52 Weeks Low date	- USD (-)

Recent Research

on underlying	on sector	on market	
Date		Headline	Download
2024/04/26		Global Equity Ratings	
2024/04/03		Global Equity Ratings	
2024/03/13		Global Equity Ratings	
2024/02/22		Global Equity Ratings	
2024/02/14		Global Equity Ratings	