

SIEMENS AG FUTURE (SIEH) - EUX/202503

2024/07/16 18:51:05

Price
182.4331 EURDifference  0.37% (0.68)

General attributes

Symbol	SIEHH25
Exchange	Eurex
Currency	EUR
Security type	Future
Underlying	SIEMENS AG
Maturity	03-2025
Contract size	100

Market data

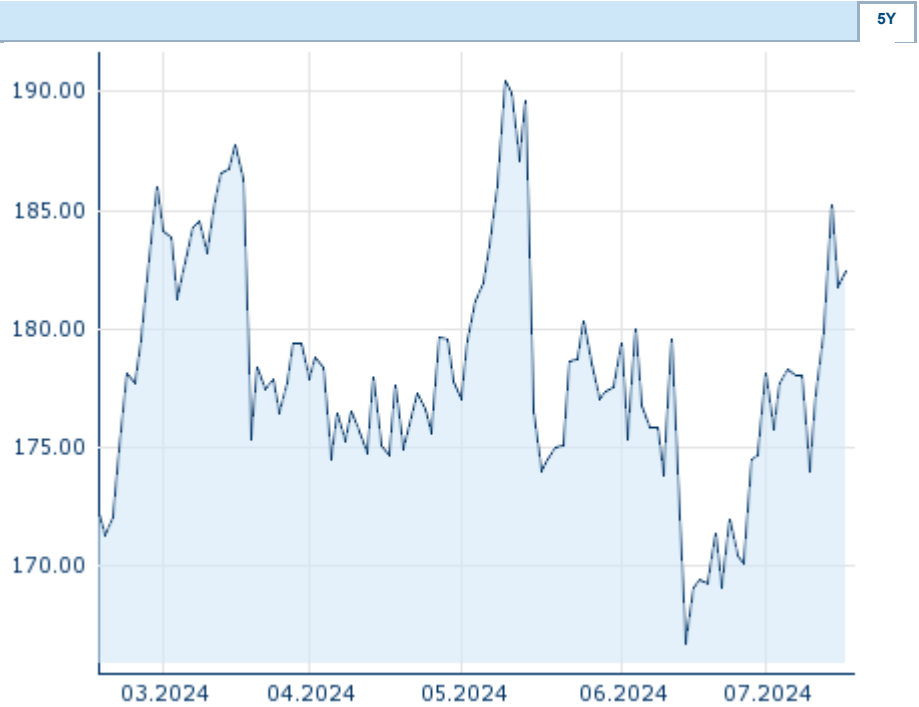
Bid (Bid size)	- EUR (-)
Ask (Ask size)	- EUR (-)
Open	182.4331 EUR
High	182.4331 EUR
Low	182.4331 EUR
Close (prev. day)	181.7531 EUR
Underlying	SIEMENS AG
Underlying price (date)	177.44 (24/07/17)
Settlement price (date)	182.43 (24/07/16)
Open Interest	0

Performance and Risk

	6m	1Y	3Y
Perf (%)	-	-	-
Perf (abs.)	-	-	-
Beta	-	-	-
Volatility	-	-	-

Futures and Options

Related Futures	-
Related Options	-












Information about previous performance does not guarantee future performance.
Source: FactSet

Price data

Ø price 5 days Ø volume 5 days (pcs.)	181.2752 EUR (0)
Ø price 30 days Ø volume 30 days (pcs.)	175.2449 EUR (0)
Ø price 100 days Ø volume 100 days (pcs.)	178.3516 EUR (0)
Ø price 250 days Ø volume 250 days (pcs.)	- EUR (-)
YTD High date	- EUR (-)
YTD Low date	- EUR (-)
52 Weeks High date	- EUR (-)
52 Weeks Low date	- EUR (-)

Recent Research

on underlying		on sector		on market	
Date				Headline	Download
2024/07/12				Global Equity Ratings	
2024/06/21				Global Equity Ratings	
2024/06/14				Global Equity Ratings	
2024/05/29				Global Equity Ratings	
2024/04/26				Global Equity Ratings	