

SIEMENS AG FUTURE (SIEH) - EUX/202503

2024/07/18 18:34:36

Price
171.0859 EURDifference  -4.51% (-8.08)

General attributes

Symbol	SIEHH25
Exchange	Eurex
Currency	EUR
Security type	Future
Underlying	SIEMENS AG
Maturity	03-2025
Contract size	100

Market data

Bid (Bid size)	- EUR (-)
Ask (Ask size)	- EUR (-)
Open	171.0859 EUR
High	171.0859 EUR
Low	171.0859 EUR
Close (prev. day)	179.17 EUR
Underlying	SIEMENS AG
Underlying price (date)	170.52 (24/07/18)
Settlement price (date)	171.09 (24/07/18)
Open Interest	0

Performance and Risk

	6m	1Y	3Y
Perf (%)	-	-	-
Perf (abs.)	-	-	-
Beta	-	-	-
Volatility	-	-	-

Futures and Options

Related Futures	-
Related Options	-












5Y

Information about previous performance does not guarantee future performance.
Source: FactSet

Price data

Ø price 5 days Ø volume 5 days (pcs.)	181.6651 EUR (0)
Ø price 30 days Ø volume 30 days (pcs.)	175.2177 EUR (0)
Ø price 100 days Ø volume 100 days (pcs.)	178.3620 EUR (0)
Ø price 250 days Ø volume 250 days (pcs.)	- EUR (-)
YTD High date	- EUR (-)
YTD Low date	- EUR (-)
52 Weeks High date	- EUR (-)
52 Weeks Low date	- EUR (-)

Recent Research

on underlying	on sector	on market	
Date		Headline	Download
2024/07/12		Global Equity Ratings	
2024/06/21		Global Equity Ratings	
2024/06/14		Global Equity Ratings	
2024/05/29		Global Equity Ratings	
2024/04/26		Global Equity Ratings	