

## KONINK. PHILIPS NV STOCK TRA. FUTURE (1PH1) - EUX/202503

2024/10/18 18:49:16

Price  
**29.9231** EURDifference  0.02% (0.01)

## General attributes

Symbol	1PH1H25
Exchange	Eurex
Currency	EUR
Security type	Future
Underlying	KONINKLIJKE PHILIPS NV
Maturity	03-2025
Contract size	100

## Market data

Bid (Bid size)	- EUR (-)
Ask (Ask size)	- EUR (-)
Open	29.9231 EUR
High	29.9231 EUR
Low	29.9231 EUR
Close (prev. day)	29.9168 EUR
Underlying	KONINKLIJKE PHILIPS NV
Underlying price (date)	29.50 (24/10/18)
Settlement price (date)	29.92 (24/10/18)
Open Interest	0

## Performance and Risk

	6m	1Y	3Y
Perf (%)	+52.76%	-	-
Perf (abs.)	+10.33	-	-
Beta	-	-	-
Volatility	44.89	-	-

## Futures and Options

Related Futures	-
Related Options	-












Information about previous performance does not guarantee future performance.  
Source: FactSet

## Price data

Ø price 5 days   Ø volume 5 days (pcs.)	30.0090 EUR (0)
Ø price 30 days   Ø volume 30 days (pcs.)	29.0653 EUR (0)
Ø price 100 days   Ø volume 100 days (pcs.)	26.8198 EUR (0)
Ø price 250 days   Ø volume 250 days (pcs.)	- EUR (-)
YTD High   date	- EUR (-)
YTD Low   date	- EUR (-)
52 Weeks High   date	- EUR (-)
52 Weeks Low   date	- EUR (-)

## Recent Research

on sector		on market	
Date		Headline	Download
2024/09/27		Global Equity Ratings	
2024/09/11		Global Equity Ratings	
2024/09/05		Global Equity Ratings	
2024/08/12		Global Equity Ratings	
2024/07/24		Global Equity Ratings	