

NOVARTIS AG FUTURE (NOVH) - EUX/202503

2024/07/16 18:50:44

Price
97.1937 CHF

Difference  -0.21% (-0.21)

General attributes

Symbol	NOVHH25
Exchange	Eurex
Currency	CHF
Security type	Future
Underlying	NOVARTIS AG
Maturity	03-2025
Contract size	100

Market data

Bid (Bid size)	- CHF (-)
Ask (Ask size)	- CHF (-)
Open	97.1937 CHF
High	97.1937 CHF
Low	97.1937 CHF
Close (prev. day)	97.3996 CHF
Underlying	NOVARTIS AG
Underlying price (date)	98.66 (24/07/17)
Settlement price (date)	97.19 (24/07/16)
Open Interest	1,000

Performance and Risk

	6m	1Y	3Y
Perf (%)	-	-	-
Perf (abs.)	-	-	-
Beta	-	-	-
Volatility	-	-	-

Futures and Options

Related Futures	-
Related Options	-

5Y











Information about previous performance does not guarantee future performance.
Source: FactSet

Price data

Ø price 5 days Ø volume 5 days (pcs.)	97.4446 CHF (0)
Ø price 30 days Ø volume 30 days (pcs.)	94.3594 CHF (33)
Ø price 100 days Ø volume 100 days (pcs.)	89.4147 CHF (10)
Ø price 250 days Ø volume 250 days (pcs.)	- CHF (-)
YTD High date	- CHF (-)
YTD Low date	- CHF (-)
52 Weeks High date	- CHF (-)
52 Weeks Low date	- CHF (-)

Recent Research

on underlying	on sector	on market	
Date		Headline	Download
2024/07/12		Global Equity Ratings	
2024/06/21		Global Equity Ratings	
2024/06/14		Global Equity Ratings	
2024/05/29		Global Equity Ratings	
2024/04/26		Global Equity Ratings	