

# NOVARTIS AG FUTURE (NOVH) - EUX/202503

2024/05/08 18:35:11

Price  
**89.0577** CHF

Difference  0.86% (0.76)

### General attributes

Symbol	NOVHH25
Exchange	Eurex
Currency	CHF
Security type	Future
Underlying	NOVARTIS AG
Maturity	03-2025
Contract size	100

### Market data

Bid (Bid size)	- CHF (-)
Ask (Ask size)	- CHF (-)
Open	89.0577 CHF
High	89.0577 CHF
Low	89.0577 CHF
Close (prev. day)	88.2942 CHF
Underlying	NOVARTIS AG
Underlying price (date)	90.54 (24/05/08)
Settlement price (date)	89.06 (24/05/08)
Open Interest	0

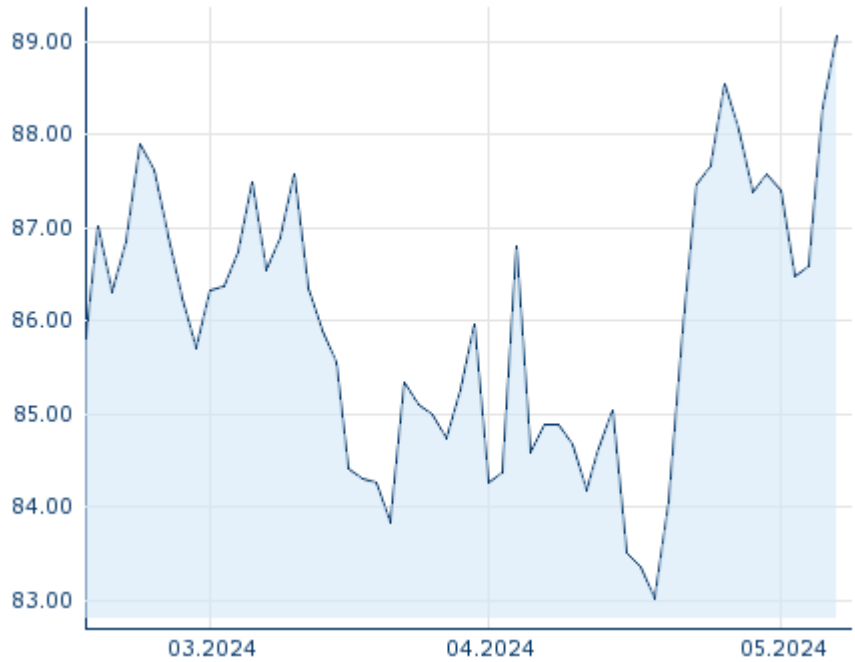
### Performance and Risk

	6m	1Y	3Y
Perf (%)	-	-	-
Perf (abs.)	-	-	-
Beta	-	-	-
Volatility	-	-	-

### Futures and Options

Related Futures	-
Related Options	-

5Y












Information about previous performance does not guarantee future performance.  
Source: FactSet

### Price data

Ø price 5 days   Ø volume 5 days (pcs.)	87.5686 CHF (0)
Ø price 30 days   Ø volume 30 days (pcs.)	85.7874 CHF (0)
Ø price 100 days   Ø volume 100 days (pcs.)	- CHF (-)
Ø price 250 days   Ø volume 250 days (pcs.)	- CHF (-)
YTD High   date	- CHF (-)
YTD Low   date	- CHF (-)
52 Weeks High   date	- CHF (-)
52 Weeks Low   date	- CHF (-)

### Recent Research

on underlying	on sector	on market	
Date		Headline	Download
2024/04/26		Global Equity Ratings	
2024/04/03		Global Equity Ratings	
2024/03/13		Global Equity Ratings	
2024/02/22		Global Equity Ratings	
2024/02/14		Global Equity Ratings	