

# AMERICAN AIRLINES GROUP INC. FUTURE (ALFF) - EUX/202503

2024/07/26 18:34:50

Price  
**10.4972** USD

Difference  -2.75% (-0.30)

### General attributes

Symbol	ALFFH25
Exchange	Eurex
Currency	USD
Security type	Future
Underlying	AMERICAN AIRLINES GROUP INC.
Maturity	03-2025
Contract size	100

### Market data

Bid (Bid size)	- USD (-)
Ask (Ask size)	- USD (-)
Open	10.4972 USD
High	10.4972 USD
Low	10.4972 USD
Close (prev. day)	10.7938 USD
Underlying	AMERICAN AIRLINES GROUP INC.
Underlying price (date)	10.62 (24/07/26)
Settlement price (date)	10.50 (24/07/26)
Open Interest	0

### Performance and Risk

	6m	1Y	3Y
Perf (%)	-	-	-
Perf (abs.)	-	-	-
Beta	-	-	-
Volatility	-	-	-

### Futures and Options

Related Futures	-
Related Options	-









5Y

Information about previous performance does not guarantee future performance.  
Source: FactSet

### Price data

Ø price 5 days   Ø volume 5 days (pcs.)	10.6603 USD (0)
Ø price 30 days   Ø volume 30 days (pcs.)	11.1567 USD (0)
Ø price 100 days   Ø volume 100 days (pcs.)	13.2356 USD (0)
Ø price 250 days   Ø volume 250 days (pcs.)	- USD (-)
YTD High   date	- USD (-)
YTD Low   date	- USD (-)
52 Weeks High   date	- USD (-)
52 Weeks Low   date	- USD (-)

### Recent Research

on sector		on market	
Date		Headline	Download
2024/07/24		Global Equity Ratings	
2024/07/12		Global Equity Ratings	
2024/06/21		Global Equity Ratings	
2024/06/14		Global Equity Ratings	
2024/05/29		Global Equity Ratings	