

AMERICAN AIRLINES GROUP INC. FUTURE (ALFF) - EUX/202503

2024/07/16 18:49:50

Price
11.2188 USD

Difference  2.98% (0.32)

General attributes

Symbol	ALFFH25
Exchange	Eurex
Currency	USD
Security type	Future
Underlying	AMERICAN AIRLINES GROUP INC.
Maturity	03-2025
Contract size	100

Market data

Bid (Bid size)	- USD (-)
Ask (Ask size)	- USD (-)
Open	11.2188 USD
High	11.2188 USD
Low	11.2188 USD
Close (prev. day)	10.8945 USD
Underlying	AMERICAN AIRLINES GROUP INC.
Underlying price (date)	11.19 (24/07/16)
Settlement price (date)	11.22 (24/07/16)
Open Interest	0

Performance and Risk

	6m	1Y	3Y
Perf (%)	-	-	-
Perf (abs.)	-	-	-
Beta	-	-	-
Volatility	-	-	-

Futures and Options

Related Futures	-
Related Options	-












Information about previous performance does not guarantee future performance.
Source: FactSet

Price data

Ø price 5 days Ø volume 5 days (pcs.)	10.9628 USD (0)
Ø price 30 days Ø volume 30 days (pcs.)	11.4213 USD (0)
Ø price 100 days Ø volume 100 days (pcs.)	13.6874 USD (0)
Ø price 250 days Ø volume 250 days (pcs.)	- USD (-)
YTD High date	- USD (-)
YTD Low date	- USD (-)
52 Weeks High date	- USD (-)
52 Weeks Low date	- USD (-)

Recent Research

on sector		on market	
Date		Headline	Download
2024/07/12		Global Equity Ratings	
2024/06/21		Global Equity Ratings	
2024/06/14		Global Equity Ratings	
2024/05/29		Global Equity Ratings	
2024/04/26		Global Equity Ratings	